

# RACADM Command Line Reference Guide for iDRAC7 1.00.00 and CMC 4.1



# Notes, Cautions, and Warnings



**NOTE:** A NOTE indicates important information that helps you make better use of your computer.



**CAUTION:** A CAUTION indicates either potential damage to hardware or loss of data and tells you how to avoid the problem.



**WARNING:** A WARNING indicates a potential for property damage, personal injury, or death.

© 2012 Dell Inc.

Trademarks used in this text: Dell™, the Dell logo, Dell Precision™, OptiPlex™, Latitude™, PowerEdge™, PowerVault™, PowerConnect™, OpenManage™, EqualLogic™, Compellent™, KACE™, FlexAddress™, Force10™ and Vostro™ are trademarks of Dell Inc. Intel®, Pentium®, Xeon®, Core® and Celeron® are registered trademarks of Intel Corporation in the U.S. and other countries. AMD® is a registered trademark and AMD Opteron™, AMD Phenom™ and AMD Sempron™ are trademarks of Advanced Micro Devices, Inc. Microsoft®, Windows®, Windows Server®, Internet Explorer®, MS-DOS®, Windows Vista® and Active Directory® are either trademarks or registered trademarks of Microsoft Corporation in the United States and/or other countries. Red Hat® and Red Hat® Enterprise Linux® are registered trademarks of Red Hat, Inc. in the United States and/or other countries. Novell® and SUSE® are registered trademarks of Novell Inc. in the United States and other countries. Oracle® is a registered trademark of Oracle Corporation and/or its affiliates. Citrix®, Xen®, XenServer® and XenMotion® are either registered trademarks or trademarks of Citrix Systems, Inc. in the United States and/or other countries. VMware®, Virtual SMP®, vMotion®, vCenter® and vSphere® are registered trademarks or trademarks of VMware, Inc. in the United States or other countries. IBM® is a registered trademark of International Business Machines Corporation.

2012 - 05

Rev. A00

# Contents

|   |           |
|---|-----------|
| <b>Notes, Cautions, and Warnings.....</b>   | <b>2</b>  |
| <b>1 Introduction.....</b>  | <b>17</b> |
| Installing Racadm.....  | 17        |
| Supported RACADM Interfaces.....  | 17        |
| RACADM Syntax Usage.....  | 17        |
| Local RACADM.....   | 17        |
| SSH or Telnet RACADM.....   | 18        |
| Remote RACADM.....  | 18        |
| RACADM Command Options.....   | 18        |
| Supported RACADM Subcommands.....   | 19        |
| Other Documents You May Need.....   | 22        |
| <b>2 RACADM Subcommand Details.....</b>   | <b>25</b> |
| Guidelines to Quote Strings Containing Special Characters When Using RACADM Commands..... | 25        |
| "?" and "<subcommand>" .....  | 26        |
| help and help subcommand.....   | 27        |
| arp.....  | 27        |
| chassisaction.....  | 28        |
| clearasrscreen.....   | 28        |
| closessn.....   | 29        |
| clrsel.....   | 29        |
| cmcchangeover.....  | 30        |
| config.....   | 30        |
| connect.....  | 31        |
| coredump.....   | 31        |
| coredumpdelete.....   | 32        |
| deploy.....   | 33        |
| feature.....  | 34        |
| featurecard.....  | 35        |
| fwupdate.....   | 36        |
| get.....  | 39        |
| getassettag.....  | 40        |
| getchassisname.....   | 40        |
| getconfig.....  | 41        |
| getdcinfo.....  | 42        |
| getflexaddr.....  | 44        |

|                        |    |
|------------------------|----|
| getfanreqinfo.....     | 46 |
| getioinfo.....         | 48 |
| getkvminfo.....        | 49 |
| getled.....            | 49 |
| getmacaddress.....     | 50 |
| getmodinfo.....        | 55 |
| getniccfg.....         | 56 |
| getpbinfo.....         | 58 |
| getpminfo.....         | 59 |
| getraclog.....         | 60 |
| getractime.....        | 61 |
| getredundancymode..... | 61 |
| getsel.....            | 62 |
| getsensorinfo.....     | 62 |
| getslotname.....       | 63 |
| getssninfo.....        | 64 |
| getsvctag.....         | 64 |
| getsysinfo.....        | 65 |
| gettracelog.....       | 67 |
| getuscversion.....     | 67 |
| getversion.....        | 68 |
| hwinventory.....       | 70 |
| ifconfig.....          | 71 |
| krbkeytabupload.....   | 72 |
| lclog.....             | 73 |
| license.....           | 75 |
| netstat.....           | 77 |
| nicstatistics.....     | 77 |
| ping.....              | 78 |
| ping6.....             | 78 |
| racdump.....           | 79 |
| racreset.....          | 81 |
| racresetcfg.....       | 82 |
| raid.....              | 83 |
| remoteimage.....       | 85 |
| serveraction.....      | 86 |
| set.....               | 87 |
| setassettag.....       | 87 |
| setchassisname.....    | 88 |
| setflexaddr.....       | 88 |
| setled.....            | 89 |
| setniccfg.....         | 90 |

|                        |     |
|------------------------|-----|
| setractime.....        | 90  |
| setslotname.....       | 92  |
| setsysinfo.....        | 92  |
| sshpkauth.....         | 93  |
| sslcertdownload.....   | 94  |
| sslcertupload.....     | 95  |
| sslcertview.....       | 95  |
| sslcsrgen.....         | 97  |
| sslkeyupload.....      | 98  |
| sslresetcfg.....       | 98  |
| testemail.....         | 99  |
| testfeature.....       | 99  |
| testtrap.....          | 102 |
| traceroute.....        | 102 |
| traceroute6.....       | 103 |
| usercontentupload..... | 103 |
| usercontentview.....   | 104 |
| version.....           | 104 |
| vflashsd.....          | 104 |
| vflashpartition.....   | 105 |
| vmdisconnect.....      | 107 |

### **3 iDRAC and CMC Property Database Group and Object Descriptions..... 109**

|  |     |
|--|-----|
| Displayable Characters.....                | 109 |
| idRacInfo.....                             | 111 |
| idRacProductInfo (Read Only).....          | 111 |
| idRacDescriptionInfo (Read Only).....      | 111 |
| idRacVersionInfo (Read Only).....          | 111 |
| idRacBuildInfo (Read Only).....            | 111 |
| idRacName (Read Only).....                 | 111 |
| idRacType (Read Only).....                 | 112 |
| cfgLanNetworking.....                      | 112 |
| cfgNicIPv4Enable (Read/Write).....         | 112 |
| cfgNicSelection (Read/Write) .....         | 113 |
| cfgNicVlanEnable Read or Write.....        | 113 |
| cfgNicVlanId (Read/Write).....             | 114 |
| cfgNicVlanPriority (Read/Write).....       | 114 |
| cfgDNSDomainNameFromDHCP (Read/Write)..... | 115 |
| cfgDNSDomainName (Read/Write).....         | 115 |
| cfgDNSRacName (Read/Write).....            | 115 |
| cfgDNSRegisterRac (Read/Write).....        | 116 |
| cfgDNSServersFromDHCP (Read/Write).....    | 117 |

|   |     |
|---|-----|
| cfgDNSServer1 (Read/Write).....                   | 117 |
| cfgDNSServer2 (Read/Write).....                   | 117 |
| cfgNicEnable (Read/Write).....                    | 117 |
| cfgNicIpAddress (Read/Write).....                 | 118 |
| cfgNicNetmask (Read/Write).....                   | 118 |
| cfgNicGateway (Read/Write).....                   | 118 |
| cfgNicUseDhcp (Read/Write).....                   | 119 |
| cfgNicMacAddress (Read Only).....                 | 119 |
| cfgRemoteHosts.....                               | 119 |
| cfgRhostsFwUpdateTftpEnable (Read/Write).....     | 119 |
| cfgRhostsFwUpdateIpAddr (Read/Write).....         | 120 |
| cfgRhostsFwUpdatePath (Read/Write).....           | 120 |
| cfgRhostsSmtplibAddr (Read/Write).....            | 120 |
| cfgRhostsNtpEnable.....                           | 120 |
| cfgRhostsNtpServer1.....                          | 120 |
| cfgRhostsNtpServer2.....                          | 121 |
| cfgRhostsNtpServer3.....                          | 121 |
| cfgRhostsNtpMaxDist.....                          | 121 |
| cfgRhostsSyslogEnable (Read/Write).....           | 121 |
| cfgRhostsSyslogPort (Read/Write).....             | 122 |
| cfgRhostsSyslogServer1 (Read/Write).....          | 122 |
| cfgRhostsSyslogServer2 (Read/Write).....          | 122 |
| cfgRhostsSyslogServer3 (Read/Write).....          | 122 |
| cfgRhostsSyslogPowerLoggingEnabled.....           | 123 |
| cfgRhostsSyslogPowerLoggingInterval.....          | 123 |
| cfgUserAdmin.....                                 | 123 |
| cfgUserAdminIndex (Read Only).....                | 124 |
| cfgUserAdminIpmiLanPrivilege (Read/Write).....    | 124 |
| cfgUserAdminPrivilege (Read/Write).....           | 124 |
| cfgUserAdminUserName (Read/Write).....            | 126 |
| cfgUserAdminPassword (Write Only).....            | 126 |
| cfgUserAdminEnable (Read/Write).....              | 126 |
| cfgUserAdminSolEnable (Read/Write).....           | 127 |
| cfgUserAdminIpmiSerialPrivilege (Read/Write)..... | 127 |
| cfgEmailAlert.....                                | 127 |
| cfgEmailAlertIndex (Read Only).....               | 127 |
| cfgEmailAlertEnable (Read/Write).....             | 128 |
| cfgEmailAlertAddress (Read/Write).....            | 128 |
| cfgEmailAlertCustomMsg (Read/Write).....          | 128 |
| cfgEmailAlertEmailName.....                       | 128 |
| cfgSessionManagement.....                         | 128 |
| cfgSsnMgtRacadmTimeout (Read/Write).....          | 129 |

|   |     |
|---|-----|
| cfgSsnMgtConsRedirMaxSessions (Read/Write).....   | 129 |
| cfgSsnMgtWebserverTimeout (Read/Write).....       | 129 |
| cfgSsnMgtSshIdleTimeout (Read/Write).....         | 129 |
| cfgSsnMgtTelnetIdleTimeout (Read/Write).....      | 130 |
| cfgSerial.....                                    | 130 |
| cfgSerialBaudRate (Read/Write).....               | 131 |
| cfgSerialConsoleEnable (Read/Write).....          | 131 |
| cfgSerialConsoleQuitKey (Read/Write).....         | 131 |
| cfgSerialConsoleIdleTimeout (Read/Write).....     | 132 |
| cfgSerialConsoleNoAuth (Read/Write).....          | 132 |
| cfgSerialConsoleCommand (Read/Write).....         | 132 |
| cfgSerialConsoleColumns.....                      | 133 |
| cfgSerialHistorySize (Read/Write).....            | 133 |
| cfgSerialCom2RedirEnable (Read/Write).....        | 133 |
| cfgSerialSshEnable (Read/Write).....              | 133 |
| cfgSerialTelnetEnable (Read/Write) .....          | 134 |
| cfgOobSnmp.....                                   | 134 |
| cfgOobSnmpAgentCommunity (Read/Write).....        | 134 |
| cfgOobSnmpAgentEnable (Read/Write).....           | 135 |
| cfgTraps.....                                     | 135 |
| cfgTrapsIndex (Read Only).....                    | 135 |
| cfgTrapsEnable.....                               | 135 |
| cfgTrapsAlertDestIpAddr.....                      | 135 |
| cfgTrapsCommunityName.....                        | 136 |
| cfgRacTuning.....                                 | 136 |
| cfgRacTuneConRedirPort (Read/Write).....          | 136 |
| cfgRacTuneRemoteRacadmEnable (Read/Write).....    | 136 |
| cfgRacTuneCtrlEConfigDisable.....                 | 137 |
| cfgRacTuneHttpPort (Read/Write).....              | 137 |
| cfgRacTuneHttpsPort (Read/Write).....             | 137 |
| cfgRacTuneIpRangeEnable (Read/Write).....         | 137 |
| cfgRacTuneIpRangeAddr (Read/Write).....           | 138 |
| cfgRacTuneIpRangeMask (Read/Write).....           | 138 |
| cfgRacTuneIpBlkEnable (Read/Write).....           | 138 |
| cfgRacTuneIpBlkFailCount (Read/Write).....        | 138 |
| cfgRacTuneIpBlkFailWindow (Read/Write).....       | 139 |
| cfgRacTuneIpBlkPenaltyTime (Read/Write).....      | 139 |
| cfgRacTuneSshPort (Read/Write).....               | 139 |
| cfgRacTuneTelnetPort (Read/Write).....            | 139 |
| cfgRacTuneConRedirEnable (Read/Write).....        | 140 |
| cfgRacTuneConRedirEncryptEnable (Read/Write)..... | 140 |
| cfgRacTuneAsrEnable (Read/Write).....             | 140 |

|   |     |
|---|-----|
| cfgRacTuneDaylightOffset (Read Only).....                           | 140 |
| cfgRacTuneTimezoneOffset (Read Only).....                           | 141 |
| cfgRacTuneLocalServerVideo (Read/Write).....                        | 141 |
| cfgRacTuneLocalConfigDisable (Read/Write).....                      | 142 |
| cfgRacTuneWebserverEnable (Read/Write).....                         | 142 |
| cfgRacTuneVirtualConsoleAuthorizeMultipleSessions (Read/Write)..... | 142 |
| cfgRacTunePluginType (Read/Write).....                              | 143 |
| ifcRacManagedNodeOs.....  | 143 |
| ifcRacMnOsHostname (Read Only).....                                 | 143 |
| ifcRacMnOsOsName (Read Only).....                                   | 143 |
| cfgRacVirtual.....  | 143 |
| cfgVirMediaAttached (Read/Write).....                               | 144 |
| cfgVirtualBootOnce (Read/Write).....                                | 144 |
| cfgVirMediaFloppyEmulation (Read/Write).....                        | 144 |
| cfgSDWriteProtect (Read Only) .....                                 | 145 |
| cfgServerInfo.....  | 145 |
| cfgServerInfoIndex (Read Only).....                                 | 145 |
| cfgServerSlotNumber (Read Only).....                                | 145 |
| cfgServerServiceTag (Read Only).....                                | 146 |
| cfgServerName (Read/Write).....                                     | 146 |
| cfgServerFW (Read Only).....  | 146 |
| cfgServerBIOS (Read Only).....                                      | 146 |
| cfgServerBmcMacAddress (Read Only).....                             | 146 |
| cfgServerNic1MacAddress (Read Only).....                            | 147 |
| cfgServerNic2MacAddress (Read Only).....                            | 147 |
| cfgServerNic3MacAddress (Read Only).....                            | 147 |
| cfgServerNic4MacAddress (Read Only).....                            | 147 |
| cfgServerPriority (Read/Write).....                                 | 147 |
| cfgServerNicEnable (Read/Write).....                                | 148 |
| cfgServerIPMIOverLanEnable (Read/Write).....                        | 148 |
| cfgServerPowerBudgetAllocation (Read Only).....                     | 148 |
| cfgServerDNSRegisterIMC (Read/Write).....                           | 148 |
| cfgServerDNSIMCName (Read/Write).....                               | 149 |
| cfgServerRootPassword (Write Only).....                             | 149 |
| cfgServerFirstBootDevice (Read/Write).....                          | 149 |
| cfgServerBootOnce (Read/Write).....                                 | 150 |
| cfgServerPowerConsumption (Read Only).....                          | 150 |
| cfgActiveDirectory.....   | 151 |
| cfgADRacDomain (Read/Write).....                                    | 151 |
| cfgADRacName (Read/Write).....                                      | 151 |
| cfgADRootDomain.....  | 152 |
| cfgADEnable (Read/Write).....                                       | 152 |



|  |     |
|--|-----|
| cfgADSCLEnable.....                            | 152 |
| cfgADSSOEnable (Read/Write).....               | 152 |
| cfgADDomainController.....                     | 153 |
| cfgADDomainController1 (Read/Write).....       | 153 |
| cfgADDomainController2 (Read/Write).....       | 153 |
| cfgADDomainController3 (Read/Write).....       | 153 |
| cfgADAuthTimeout (Read/Write).....             | 153 |
| cfgADType (Read/Write).....                    | 154 |
| cfgADSpecifyServerEnable.....                  | 154 |
| cfgADGlobalCatalog.....                        | 154 |
| cfgADGlobalCatalog1 (Read/Write).....          | 155 |
| cfgADGlobalCatalog2 (Read/Write).....          | 155 |
| cfgADGlobalCatalog3 (Read/Write).....          | 155 |
| cfgADCertValidationEnable (Read/Write).....    | 155 |
| cfgADDcSRVLookupEnable (Read/Write).....       | 155 |
| cfgADDcSRVLookupbyUserdomain (Read/Write)..... | 156 |
| cfgADDcSRVLookupDomainName (Read/Write).....   | 156 |
| cfgADGcSRVLookupEnable (Read/Write).....       | 156 |
| cfgADGcRootDomain (Read/Write).....            | 157 |
| cfgLDAP.....                                   | 157 |
| cfgLdapEnable (Read/Write).....                | 157 |
| cfgLdapServer (Read/Write).....                | 157 |
| cfgLdapPort (Read/Write).....                  | 158 |
| cfgLdapBasedn (Read/Write).....                | 158 |
| cfgLdapUserAttribute (Read/Write).....         | 158 |
| cfgLdapGroupAttribute (Read/Write).....        | 158 |
| cfgLdapGroupAttributeIsDN (Read/Write).....    | 159 |
| cfgLdapBiniddn (Read/Write).....               | 159 |
| cfgLdapBindpassword (Write Only).....          | 159 |
| cfgLdapSearchFilter (Read/Write).....          | 159 |
| cfgLDAPCertValidationEnable (Read/Write).....  | 160 |
| cfgLDAPNetworkTimeout.....                     | 160 |
| cfgLDAPSearchTimeout.....                      | 160 |
| cfgLDAPSrvLookupEnable.....                    | 160 |
| cfgLDAPSrvLookupDomainName.....                | 160 |
| cfgLDAPSrvLookupServiceName (Read/Write).....  | 161 |
| cfgLdapRoleGroup.....                          | 161 |
| cfgLdapRoleGroupIndex (Read Only).....         | 161 |
| cfgLdapRoleGroupDN (Read/Write).....           | 162 |
| cfgLdapRoleGroupPrivilege (Read/Write).....    | 162 |
| cfgLocation.....                               | 162 |
| cfgLocationDatacenter (Read/Write).....        | 162 |

|  |     |
|--|-----|
| cfgLocationAisle (Read/Write).....                         | 162 |
| cfgLocationRack (Read/Write).....                          | 163 |
| cfgLocationRackslot (Read/Write).....                      | 163 |
| cfgLocationDevicesize (Read Only).....                     | 163 |
| cfgStandardSchema.....                                     | 163 |
| cfgSSADRoleGroupIndex (Read Only).....                     | 163 |
| cfgSSADRoleGroupName (Read/Write).....                     | 163 |
| cfgSSADRoleGroupDomain (Read/Write).....                   | 164 |
| cfgSSADRoleGroupPrivilege (Read/Write).....                | 164 |
| cfgChassisPower.....                                       | 164 |
| cfgChassisExternalPowerManagementMode.....                 | 165 |
| cfgChassisInPower (Read Only).....                         | 165 |
| cfgChassisPeakPower (Read Only).....                       | 165 |
| cfgChassisPeakPowerTimestamp (Read Only).....              | 165 |
| cfgChassisMinPower (Read Only).....                        | 165 |
| cfgChassisMinPowerTimestamp (Read Only).....               | 166 |
| cfgChassisPowerStatus (Read Only).....                     | 166 |
| cfgChassisRedundantState (Read Only).....                  | 166 |
| cfgChassisPowerCap (Read/Write).....                       | 166 |
| cfgChassisPowerCapF (Read/Write).....                      | 166 |
| cfgChassisPowerCapBTU (Read/Write).....                    | 167 |
| cfgChassisPowerCapFBTU (Read/Write).....                   | 167 |
| cfgChassisPowerCapPercent (Read/Write).....                | 167 |
| cfgChassisPowerCapFPercent (Read/Write).....               | 167 |
| cfgChassisRedundancyPolicy (Read/Write).....               | 168 |
| cfgChassisDynamicPSUEngagementEnable (Read/Write).....     | 168 |
| cfgChassisAllow110VACOperation (Read/Write).....           | 168 |
| cfgChassisMaxPowerConservationMode (Read/Write).....       | 168 |
| cfgChassisPerformanceOverRedundancy (Read/Write).....      | 169 |
| cfgChassisInMaxPowerCapacity (Read Only).....              | 169 |
| cfgChassisInRedundancyReserve (Read Only).....             | 169 |
| cfgChassisInPowerServerAllocation (Read Only).....         | 169 |
| cfgChassisInfrastructureInPowerAllocation (Read Only)..... | 169 |
| cfgChassisTotalInPowerAvailable (Read Only).....           | 170 |
| cfgChassisStandbyInPowerCapacity (Read Only).....          | 170 |
| cfgChassisPowerClear (Write Only).....                     | 170 |
| cfgChassisPowerClearTimestamp (Read Only).....             | 170 |
| cfgChassisPowerButtonEnable (Read/Write).....              | 170 |
| cfgSystemEnergyConsumptionClear (Write Only).....          | 170 |
| cfgIpmiSol.....  | 171 |
| cfgIpmiSolEnable (Read/Write).....                         | 171 |
| cfgIpmiSolBaudRate (Read/Write).....                       | 172 |

|   |     |
|---|-----|
| cfgIpmiSolMinPrivilege (Read/Write).....                | 172 |
| cfgIpmiSolAccumulateInterval (Read/Write).....          | 172 |
| cfgIpmiSolSendThreshold (Read/Write).....               | 172 |
| cfgIpmiLan.....   | 172 |
| cfgIpmiLanEnable (Read/Write).....                      | 172 |
| cfgIpmiLanPrivLimit (Read/Write).....                   | 173 |
| cfgIpmiLanAlertEnable (Read/Write).....                 | 173 |
| cfgIpmiLanEncryptionKey (Read/Write).....               | 173 |
| cfgIpmiLanPetCommunityName (Read/Write).....            | 173 |
| cfgIpmiPetIpv6.....                                     | 173 |
| cfgIpmiPetIpv6Index (Read Only).....                    | 174 |
| cfgIpmiPetIpv6AlertDestIpAddr.....                      | 174 |
| cfgIpmiPetIpv6AlertEnable (Read/Write).....             | 174 |
| cfgIpmiPef.....   | 174 |
| cfgIpmiPefName (Read Only).....                         | 174 |
| cfgIpmiPefIndex (Read/Write).....                       | 174 |
| cfgIpmiPefAction (Read/Write).....                      | 175 |
| cfgIpmiPefEnable (Read/Write).....                      | 175 |
| cfgIpmiPet.....   | 175 |
| cfgIpmiPetIndex (Read Only).....                        | 175 |
| cfgIpmiPetAlertDestIpAddr (Read/Write).....             | 175 |
| cfgIpmiPetAlertEnable (Read/Write).....                 | 176 |
| cfgUserDomain.....                                      | 176 |
| cfgUserDomainIndex (Read Only).....                     | 176 |
| cfgUserDomainName (Read Only).....                      | 176 |
| cfgServerPower.....                                     | 176 |
| cfgServerPowerStatus (Read Only).....                   | 176 |
| cfgServerPowerAllocation (Read Only).....               | 177 |
| cfgServerActualPowerConsumption (Read Only).....        | 177 |
| cfgServerPowerCapEnable (Read/Write).....               | 177 |
| cfgServerMinPowerCapacity (Read Only).....              | 177 |
| cfgServerMaxPowerCapacity (Read Only).....              | 178 |
| cfgServerPeakPowerConsumption (Read Only).....          | 178 |
| cfgServerPeakPowerConsumptionTimestamp (Read Only)..... | 178 |
| cfgServerPowerConsumptionClear (Write Only).....        | 178 |
| cfgServerPowerCapWatts (Read/Write).....                | 178 |
| cfgServerPowerCapBtuhr (Read/Write).....                | 179 |
| cfgServerPowerCapPercent (Read/Write).....              | 179 |
| cfgServerPowerLastHourAvg (Read Only).....              | 179 |
| cfgServerPowerLastDayAvg (Read Only).....               | 179 |
| cfgServerPowerLastWeekAvg (Read Only).....              | 179 |
| cfgServerPowerLastHourMinPower (Read Only).....         | 180 |

|   |     |
|---|-----|
| cfgServerPowerLastHourMinTime (Read Only).....                | 180 |
| cfgServerPowerLastHourMaxPower (Read Only).....               | 180 |
| cfgServerPowerLastHourMaxTime (Read Only).....                | 180 |
| cfgServerPowerLastDayMinPower (Read Only).....                | 181 |
| cfgServerPowerLastDayMinTime (Read Only).....                 | 181 |
| cfgServerPowerLastDayMaxPower (Read Only).....                | 181 |
| cfgServerPowerLastDayMaxTime (Read Only).....                 | 182 |
| cfgServerPowerLastWeekMinPower (Read Only).....               | 182 |
| cfgServerPowerLastWeekMinTime (Read Only).....                | 182 |
| cfgServerPowerLastWeekMaxPower (Read Only).....               | 183 |
| cfgServerPowerLastWeekMaxTime (Read Only).....                | 183 |
| cfgServerPowerInstHeadroom (Read Only).....                   | 183 |
| cfgServerPowerPeakHeadroom (Read Only).....                   | 183 |
| cfgServerActualAmperageConsumption (Read Only).....           | 184 |
| cfgServerPeakAmperage (Read Only).....                        | 184 |
| cfgServerPeakAmperageTimeStamp (Read Only).....               | 184 |
| cfgServerCumulativePowerConsumption (Read Only).....          | 184 |
| cfgServerCumulativePowerConsumptionTimeStamp (Read Only)..... | 185 |
| cfgServerCumulativePowerClear (Write Only).....               | 185 |
| cfgServerPowerPCleAllocation (Read/Write).....                | 185 |
| cfgKVMInfo.....   | 185 |
| cfgKVMAccessToCMCEnable.....                                  | 186 |
| cfgKVMFrontPanelEnable.....                                   | 186 |
| cfgAlerting.....  | 186 |
| cfgAlertingEnable.....  | 186 |
| cfgAlertingFilterMask.....                                    | 186 |
| cfgAlertingSourceEmailName.....                               | 187 |
| cfgLcdLocale.....   | 187 |
| cfgServerPowerSupply.....                                     | 187 |
| cfgServerPowerSupplyIndex.....                                | 187 |
| cfgServerPowerSupplyMaxInputPower (Read Only).....            | 188 |
| cfgServerPowerSupplyMaxOutputPower (Read Only).....           | 188 |
| cfgServerPowerSupplyOnlineStatus (Read Only).....             | 188 |
| cfgServerPowerSupplyFwVer (Read Only).....                    | 188 |
| cfgServerPowerSupplyCurrentDraw (Read Only).....              | 188 |
| cfgServerPowerSupplyType.....                                 | 188 |
| cfgIPv6LanNetworking.....                                     | 189 |
| cfgIPv6Enable (Read/Write).....                               | 189 |
| cfgIPv6Address.....   | 189 |
| cfgIPv6Address1 (Read/Write).....                             | 189 |
| cfgIPv6Gateway (Read/Write).....                              | 189 |
| cfgIPv6PrefixLength (Read/Write).....                         | 190 |

|  |     |
|--|-----|
| cfgIPv6AutoConfig (Read/Write).....          | 190 |
| cfgIPv6LinkLocalAddress (Read Only).....     | 190 |
| cfgIPv6Address2 (Read Only).....             | 190 |
| cfgIPv6Address3 (Read Only).....             | 191 |
| cfgIPv6Address4 (Read Only).....             | 191 |
| cfgIPv6Address5 (Read Only).....             | 191 |
| cfgIPv6Address6 (Read Only).....             | 191 |
| cfgIPv6Address7 (Read Only).....             | 191 |
| cfgIPv6Address8 (Read Only).....             | 191 |
| cfgIPv6Address9 (Read Only).....             | 192 |
| cfgIPv6Address10 (Read Only).....            | 192 |
| cfgIPv6Address11 (Read Only).....            | 192 |
| cfgIPv6Address12 (Read Only).....            | 192 |
| cfgIPv6Address13 (Read Only).....            | 192 |
| cfgIPv6Address14 (Read Only).....            | 193 |
| cfgIPv6Address15 (Read Only).....            | 193 |
| cfgIPv6DNSServersFromDHCP6 (Read/Write)..... | 193 |
| cfgIPv6DNSServer1 (Read/Write).....          | 193 |
| cfgIPv6DNSServer2 (Read/Write).....          | 193 |
| cfgCurrentLanNetworking (Read Only).....     | 194 |
| cfgNicCurrentIpAddress.....                  | 194 |
| cfgNicCurrentNetmask.....                    | 194 |
| cfgNicCurrentGateway.....                    | 194 |
| cfgNicCurrentDhcpWasUsed.....                | 195 |
| cfgNicCurrentVlanEnable (Read Only).....     | 195 |
| cfgNicCurrentVlanID (Read Only).....         | 195 |
| cfgNicCurrentVlanPriority (Read Only).....   | 195 |
| cfgDNSCurrentServer1.....                    | 195 |
| cfgDNSCurrentServer2.....                    | 195 |
| cfgDNSCurrentDomainName.....                 | 196 |
| cfgNicCurrentIPv4Enabled.....                | 196 |
| cfgCurrentIPv6LanNetworking (Read Only)..... | 196 |
| cfgCurrentIPv6Enabled.....                   | 196 |
| cfgCurrentIPv6AutoConfigWasUsed.....         | 197 |
| cfgCurrentLinkLocalAddress.....              | 197 |
| cfgCurrentIPv6Address1.....                  | 197 |
| cfgCurrentIPv6Gateway.....                   | 197 |
| cfgCurrentIPv6DNSServersFromDHCP6.....       | 197 |
| cfgCurrentIPv6DNSServer1.....                | 197 |
| cfgCurrentIPv6DNSServer2.....                | 198 |
| cfgIPv6URL.....                              | 198 |
| cfgIPv6URLstring (Read Only).....            | 198 |

|   |     |
|---|-----|
| cfgIpmiSerial.....                                  | 198 |
| cfgIpmiSerialBaudRate (Read/Write).....             | 198 |
| cfgIpmiSerialConnectionMode (Read/Write).....       | 199 |
| cfgIpmiSerialChanPrivLimit (Read/Write).....        | 199 |
| cfgIpmiSerialFlowControl (Read/Write).....          | 199 |
| cfgIpmiSerialHandshakeControl (Read/Write).....     | 199 |
| cfgIpmiSerialLineEdit (Read/Write).....             | 200 |
| cfgIpmiSerialEchoControl (Read/Write).....          | 200 |
| cfgIpmiSerialDeleteControl (Read/Write).....        | 200 |
| cfgIpmiSerialNewLineSequence (Read/Write).....      | 200 |
| cfgIpmiSerialInputNewLineSequence (Read/Write)..... | 201 |
| cfgSmartCard.....                                   | 201 |
| cfgSmartCardLogonEnable (Read/Write).....           | 201 |
| cfgSmartCardCRLEnable (Read/Write).....             | 201 |
| cfgNetTuning.....                                   | 201 |
| cfgNetTuningNicSpeed.....                           | 202 |
| cfgNetTuningNicAutoneg (Read/Write).....            | 202 |
| cfgNetTuningNic100MB (Read/Write).....              | 202 |
| cfgNetTuningNicFullDuplex (Read/Write).....         | 202 |
| cfgNetTuningNicMtu (Read/Write).....                | 203 |
| cfgSensorRedundancy.....                            | 203 |
| cfgSensorRedundancyIndex (Read Only).....           | 203 |
| cfgSensorRedundancyPolicy (Read/Write).....         | 203 |
| cfgSensorRedundancyCapabilities (Read Only).....    | 204 |
| cfgSensorRedundancyStatus (Read Only).....          | 204 |
| cfgVFlashSD.....                                    | 204 |
| cfgVFlashSDEnable (Read/Write).....                 | 205 |
| cfgVFlashSDSize (Read Only).....                    | 205 |
| cfgVFlashSDLicensed (Read Only).....                | 205 |
| cfgVFlashSDAvailableSize (Read Only).....           | 205 |
| cfgVFlashSDHealth (Read Only).....                  | 205 |
| cfgVFlashSDWriteProtect (Read Only).....            | 206 |
| cfgVFlashPartition.....                             | 206 |
| cfgVFlashPartitionIndex ReadOnly.....               | 206 |
| cfgVFlashPartitionSize ReadOnly.....                | 206 |
| cfgVFlashPartitionEmulationType (Read/Write).....   | 206 |
| cfgVFlashPartitionOSVolLabel ReadOnly.....          | 207 |
| cfgVFlashPartitionFormatType (ReadOnly).....        | 207 |
| cfgVFlashPartitionAccessType (Read/Write).....      | 207 |
| cfgVFlashPartitionAttachState (Read/Write).....     | 207 |
| cfgLogging.....                                     | 208 |
| cfgLoggingSELOEMEventFilterEnable (Read/Write)..... | 208 |

|  |     |
|--|-----|
| cfgRacSecurity.....                            | 208 |
| cfgRacSecCsrCommonName (Read/Write).....       | 208 |
| cfgRacSecCsrOrganizationName (Read/Write)..... | 208 |
| cfgRacSecCsrOrganizationUnit (Read/Write)..... | 208 |
| cfgRacSecCsrLocalityName (Read/Write).....     | 209 |
| cfgRacSecCsrStateName (Read/Write).....        | 209 |
| cfgRacSecCsrCountryCode (Read/Write).....      | 209 |
| cfgRacSecCsrEmailAddr (Read/Write).....        | 209 |
| cfgRacSecCsrKeySize (Read/Write).....          | 209 |

#### **4 Database Objects With Get and Set Commands.....211**

|  |     |
|--|-----|
| System.Power.....                                    | 211 |
| System.Power.Status (Read Only).....                 | 211 |
| System.Power.ServerAllocation (Read Only).....       | 211 |
| System.Power.Cap.MinThreshold (Read Only).....       | 211 |
| System.Power.Cap.MaxThreshold (Read Only).....       | 211 |
| System.Power.Cap.Enable (Read/Write).....            | 212 |
| System.Power.Cap.Watts (Read Only).....              | 212 |
| System.Power.Cap.Btuhr (Read/Write).....             | 212 |
| System.Power.Hotspare.PrimaryPSU (Read/Write).....   | 212 |
| System.Power.Hotspare.Enable (Read/Write).....       | 213 |
| System.Power.PFC.Enable (Read/Write).....            | 213 |
| System.Power.Max.Power (Read Only).....              | 213 |
| System.Power.Max.Amps (Read Only).....               | 213 |
| System.Power.Max.Amps.TimeStamp (Read Only).....     | 213 |
| System.Power.Max.PowerClear Write Only.....          | 214 |
| System.Power.Avg.LastHour (Read Only).....           | 214 |
| System.Power.Avg.LastDay (Read Only).....            | 214 |
| System.Power.Min.LastDay.TimeStamp (Read Only).....  | 214 |
| System.Power.Max.LastDay (Read Only).....            | 214 |
| System.Power.Max.LastDay.TimeStamp (Read Only).....  | 215 |
| System.Power.Avg.LastWeek (Read Only).....           | 215 |
| System.Power.Min.LastWeek.TimeStamp (Read Only)..... | 215 |
| System.Power.Max.LastWeek (Read Only).....           | 215 |
| System.Power.Max.LastWeek.TimeStamp (Read Only)..... | 216 |
| System.Power.RedundancyPolicy (Read/Write).....      | 216 |
| System.Power.RedundancyCapabilities (Read Only)..... | 216 |
| System.Power.RedundantState (Read Only).....         | 217 |
| System.Power.Cap.Percent (Read/Write).....           | 217 |
| System.Power.EnergyConsumption (Read Only).....      | 217 |
| System.Power.EnergyConsumption.Clear Write Only..... | 217 |
| System.Power.Max.Headroom Write Only.....            | 218 |

|   |     |
|---|-----|
| System.Power.EnergyConsumption.StarttimeStamp.....                                  | 218 |
| System.Power.PCIAllocation (Read/Write).....  | 218 |
| System.Power.Supply.....  | 218 |
| System.Power.Supply.[i].MaxInputPower (Read Only).....                              | 219 |
| System.Power.Supply.[i].MaxOutputPower ((Read Only)).....                           | 219 |
| System.Power.Supply.[i].Status (Read Only).....                                     | 219 |
| System.Power.Supply.[i].FwVer (Read Only).....                                      | 219 |
| System.Power.Supply.[i].CurrentDraw (Read Only).....                                | 219 |
| System.Power.Supply.[i].Type (Read Only).....                                       | 219 |
| System.Power.Supply.[i].LineStatus (Read Only).....                                 | 220 |
| System.Power.Supply.[i].PMBusMonitoring (Read Only).....                            | 220 |
| System.Location.....  | 220 |
| System.Location.DataCenter (Read/Write).....  | 220 |
| System.Location.Aisle (Read/Write).....   | 220 |
| System.Location.Rack.Name (Read/Write).....   | 220 |
| System.Location.Rack.Slot (Read/Write).....   | 221 |
| System.Location.DeviceSize (Read Only).....   | 221 |
| System.Location.Chassis.Name Read or Write.....                                     | 221 |
| System.Location.Chassis.Slot Read Only.....   | 221 |
| LifecycleController.LCAAttributes.....  | 221 |
| LifecycleController.LCAAttributes.CollectSystemInventoryOnRestart (Read/Write)..... | 221 |
| LifecycleController.LCAAttributes.LifecycleControllerState (Read/Write).....        | 222 |
| LifecycleController.LCAAttributes.PartFirmwareUpdate (Read/Write).....              | 222 |
| LifecycleController.LCAAttributes.PartConfigurationUpdate (Read/Write).....         | 222 |
| System.LCD.....   | 222 |
| System.LCD. LCDUserString (Read/Write).....   | 222 |
| iDRAC.IMC.....  | 223 |
| iDRAC.IMC.AdministrativeState (Read/Write).....                                     | 223 |



# Introduction

This document provides information about the RACADM subcommands, supported RACADM interfaces, and property database groups and object definitions for the following:

- iDRAC Enterprise or Express for Blade Servers
- iDRAC Enterprise or Express on Rack and Tower Servers
- Dell Chassis System (CMC)

## Installing Racadm

For information on installing and uninstalling RACADM, see the *Dell OpenManage Server Administrator Installation Guide* at [support.dell.com/manuals](http://support.dell.com/manuals).

## Supported RACADM Interfaces

The RACADM command-line utility provides a scriptable interface that allows you to locally or remotely configure your Remote Access Controller (RAC). The utility runs on the management station and the managed system. It is available on the *Dell OpenManage Systems Management and Documentation DVD* or at [support.dell.com](http://support.dell.com).

The RACADM utility supports the following interfaces:

- Local — Supports executing RACADM commands from the managed server's operating system. You must install the OpenManage software on the managed server to run local RACADM commands. Only one instance of Local RACADM can be executed on a system at a time. If the user tries to open another instance, an error message is displayed and the second instance of Local RACADM closes immediately.
- SSH or Telnet — Also referred as Firmware racadm. Firmware RACADM is accessible by logging in to iDRAC7 using SSH or telnet. You do not have to specify the iDRAC7 IP, user name or password to run Firmware RACADM commands. Similar to Local RACADM, after you enter the RACADM prompt, directly run the commands without the RACADM prefix.
- Remote — Supports executing RACADM commands from a remote management station such as a laptop or desktop. You must install the DRAC Tools utility from the OpenManage software on the remote computer to run Remote RACADM commands. To execute Remote RACADM commands, you must formulate the command like a Local or SSH/Telnet RACADM command except that you must also use the `-r -i` options or the `-r -u -p` options. For more information on these options, see the "RACADM Subcommand Details."

## RACADM Syntax Usage

The following section describes the syntax usage for Local, SSH/Telnet, and Remote RACADM.

### Local RACADM

```
racadm getconfig -g <groupname> [-o <objectname>]
[-i <indexnumber>]
racadm <subcommand>
```

### Example

```
racadm getconfig -g idracinfo
racadm getsysinfo
```

## SSH or Telnet RACADM

```
racadm getconfig -g <groupname> [-o <objectname>]
[-i <indexnumber>]
racadm <subcommand>
```

### Example

```
racadm getconfig -g idracinfo
racadm getsysinfo
```

## Remote RACADM

```
racadm -r -u -p getconfig -g <groupname> [-o
<objectname>] [-i <indexnumber>]
racadm -r -u -p <subcommand>
```

### Example

```
racadm -r -u -p getconfig -g idracinfo
racadm -r -u -p getsysinfo
```

## RACADM Command Options


Table 1-1 lists the options for the RACADM command.

| Option  | Description  |
|---|--|
| <b>-r</b> <racIpAddr>                           | Specifies the controller's remote IP address.  |
| <b>-r</b> <i>racIpAddr: &lt;port number&gt;</i> | Use: <port number> if the iDRAC port number is not the default port (443)  |
| <b>-u</b> <usrName>                             | Specifies the user name that is used to authenticate the command transaction. If the <b>-u</b> option is used, the <b>-p</b> option must be used, and the <b>-i</b> option (interactive) is not allowed. |
| <b>-p</b> <password>                            | Specifies the password used to authenticate the command transaction. If the <b>-p</b> option is used, the <b>-i</b> option is not allowed.   |
| <b>-S</b>                                       | Specifies that RACADM should check for invalid certificate errors. RACADM stops the execution of the command with an error message if it detects an invalid certificate.                                 |
| <b>-i</b> <indexnumber>                         | Specifies the index number for the indexed group, if applicable.   |
| <b>-g</b> <groupname>                           | Specifies the group name if applicable.  |

| Option                      | Description                              |
|-----------------------------|--|
| <b>-o</b> <i>objectname</i> | Specifies the object name if applicable. |

The following table provides the supported RACADM interfaces for iDRAC Enterprise and iDRAC Express.

| iDRAC Type       | Local RACADM | SSH/Telnet RACADM | Remote RACADM |
|------------------|--------------|-------------------|---------------|
| iDRAC Enterprise | Yes          | Yes               | Yes           |
| iDRAC Express    | Yes          | Yes               | Yes           |
| CMC              | No           | Yes               | Yes           |

 **NOTE:** Multiple instances of remote RACADM can be executed on a management station, while only one instance of local RACADM can be executed on a managed node.

## Supported RACADM Subcommands

The following table provides the list of RACADM subcommands and their corresponding interface support. For detailed information of the RACADM subcommands including syntax and valid entries, see RACADM Subcommand Details.

| Subcommand                                   | iDRAC on Blade Servers |              |               | iDRAC on Rack and Tower Servers |              |               | CMC               |               |
|--|------------------------|--------------|---------------|---------------------------------|--------------|---------------|-------------------|---------------|
|  | Telnet/SSH/Serial      | Local RACADM | Remote RACADM | Telnet/SSH/Serial               | Local RACADM | Remote RACADM | Telnet/SSH/Serial | Remote RACADM |
| <a href="#">"?" and "&lt;subcommand&gt;"</a> | No                     | No           | No            | No                              | No           | No            | Yes               | Yes           |
| <a href="#">arp</a>                          | Yes                    | Yes          | Yes           | Yes                             | Yes          | Yes           | Yes               | Yes           |
| <a href="#">chassisaction</a>                | No                     | No           | No            | No                              | No           | No            | Yes               | Yes           |
| <a href="#">cleararscreen</a>                | Yes                    | Yes          | Yes           | Yes                             | Yes          | Yes           | No                | No            |
| <a href="#">closessn</a>                     | Yes                    | Yes          | Yes           | Yes                             | Yes          | Yes           | Yes               | Yes           |
| <a href="#">clrsel</a>                       | Yes                    | Yes          | Yes           | Yes                             | Yes          | Yes           | Yes               | Yes           |
| <a href="#">cmcchangeover</a>                | No                     | No           | No            | No                              | No           | No            | Yes               | Yes           |
| <a href="#">config</a>                       | Yes                    | Yes          | Yes           | Yes                             | Yes          | Yes           | Yes               | Yes           |
| <a href="#">connect</a>                      | No                     | No           | No            | No                              | No           | No            | Yes               | Yes           |
| <a href="#">coredump</a>                     | Yes                    | Yes          | Yes           | Yes                             | Yes          | Yes           | No                | No            |
| <a href="#">coredumpdelete</a>               | Yes                    | Yes          | Yes           | Yes                             | Yes          | Yes           | No                | No            |
| <a href="#">deploy</a>                       | No                     | No           | No            | No                              | No           | Yes           | Yes               | Yes           |
| <a href="#">feature</a>                      | No                     | No           | No            | No                              | No           | No            | Yes               | Yes           |

| Subcommand                        | iDRAC on Blade Servers |     |     | iDRAC on Rack and Tower Servers |     |     | CMC |     |
|-----------------------------------|------------------------|-----|-----|---------------------------------|-----|-----|-----|-----|
| <a href="#">featurecard</a>       | No                     | No  | No  | No                              | No  | No  | Yes | Yes |
| <a href="#">fwupdate</a>          | Yes                    | Yes | Yes | Yes                             | Yes | Yes | Yes | Yes |
| <a href="#">get</a>               | Yes                    | Yes | Yes | Yes                             | Yes | Yes | No  | No  |
| <a href="#">getassettag</a>       | No                     | No  | No  | No                              | No  | No  | Yes | Yes |
| <a href="#">getchassisname</a>    | No                     | No  | No  | No                              | No  | No  | Yes | Yes |
| <a href="#">getconfig</a>         | Yes                    | Yes | Yes | Yes                             | Yes | Yes | Yes | Yes |
| <a href="#">getdcinfo</a>         | No                     | No  | No  | No                              | No  | No  | Yes | Yes |
| <a href="#">getfanreqinfo</a>     | No                     | No  | No  | No                              | No  | No  | Yes | Yes |
| <a href="#">getflexaddr</a>       | No                     | No  | No  | No                              | No  | No  | Yes | Yes |
| <a href="#">getioinfo</a>         | No                     | No  | No  | No                              | No  | No  | Yes | Yes |
| <a href="#">getkvminfo</a>        | No                     | No  | No  | No                              | No  | No  | Yes | Yes |
| <a href="#">getled</a>            | Yes                    | Yes | Yes | Yes                             | Yes | Yes | Yes | Yes |
| <a href="#">getmacaddress</a>     | No                     | No  | No  | No                              | No  | No  | Yes | Yes |
| <a href="#">getmodinfo</a>        | No                     | No  | No  | No                              | No  | No  | Yes | Yes |
| <a href="#">getniccfg</a>         | Yes                    | Yes | Yes | Yes                             | Yes | Yes | Yes | Yes |
| <a href="#">getpbinfo</a>         | No                     | No  | No  | No                              | No  | No  | Yes | Yes |
| <a href="#">getpminfo</a>         | No                     | No  | No  | No                              | No  | No  | Yes | Yes |
| <a href="#">getraclog</a>         | Yes                    | Yes | Yes | Yes                             | Yes | Yes | Yes | Yes |
| <a href="#">getractime</a>        | Yes                    | Yes | Yes | Yes                             | Yes | Yes | Yes | Yes |
| <a href="#">getredundancymode</a> | No                     | No  | No  | No                              | No  | No  | Yes | Yes |
| <a href="#">getsel</a>            | Yes                    | Yes | Yes | Yes                             | Yes | Yes | Yes | Yes |
| <a href="#">getsensorinfo</a>     | Yes                    | Yes | Yes | Yes                             | Yes | Yes | Yes | Yes |
| <a href="#">getslotname</a>       | No                     | No  | No  | No                              | No  | No  | Yes | Yes |
| <a href="#">getssninfo</a>        | Yes                    | Yes | Yes | Yes                             | Yes | Yes | Yes | Yes |
| <a href="#">getsvctag</a>         | Yes                    | Yes | Yes | Yes                             | Yes | Yes | Yes | Yes |
| <a href="#">getsysinfo</a>        | Yes                    | Yes | Yes | Yes                             | Yes | Yes | Yes | Yes |
| <a href="#">gettracelog</a>       | Yes                    | Yes | Yes | Yes                             | Yes | Yes | Yes | Yes |
| <a href="#">getversion</a>        | Yes                    | Yes | Yes | Yes                             | Yes | Yes | Yes | Yes |

| Subcommand  | iDRAC on Blade Servers |     |     | iDRAC on Rack and Tower Servers |     |     | CMC |     |
|---|------------------------|-----|-----|---------------------------------|-----|-----|-----|-----|
|   |                        |     |     |                                 |     |     |     |     |
| <a href="#">getuscversion</a>                       | Yes                    | Yes | Yes | Yes                             | Yes | Yes | No  | No  |
| <a href="#">"help" and "help &lt;subcommand&gt;</a> | Yes                    | Yes | Yes | Yes                             | Yes | Yes | Yes | Yes |
| <a href="#">hwinventory</a>                         | Yes                    | Yes | Yes | Yes                             | Yes | Yes | No  | No  |
| <a href="#">ifconfig</a>                            | Yes                    | Yes | Yes | Yes                             | Yes | Yes | Yes | Yes |
| <a href="#">krbkeytabupload</a>                     | Yes                    | Yes | Yes | Yes                             | Yes | Yes | No  | Yes |
| <a href="#">lclog</a>                               | Yes                    | Yes | Yes | Yes                             | Yes | Yes | No  | No  |
| <a href="#">license</a>                             | Yes                    | Yes | Yes | Yes                             | Yes | Yes | No  | No  |
| <a href="#">netstat</a>                             | Yes                    | Yes | Yes | Yes                             | Yes | Yes | Yes | Yes |
| <a href="#">nicstatistics</a>                       | Yes                    | Yes | Yes | Yes                             | Yes | Yes | No  | No  |
| <a href="#">ping</a>                                | Yes                    | Yes | Yes | Yes                             | Yes | Yes | Yes | Yes |
| <a href="#">ping6</a>                               | Yes                    | Yes | Yes | Yes                             | Yes | Yes | Yes | Yes |
| <a href="#">racdump</a>                             | Yes                    | No  | Yes | Yes                             | Yes | Yes | Yes | Yes |
| <a href="#">racreset</a>                            | Yes                    | Yes | Yes | Yes                             | Yes | Yes | Yes | Yes |
| <a href="#">racresetcfg</a>                         | Yes                    | Yes | Yes | Yes                             | Yes | Yes | Yes | Yes |
| <a href="#">remoteimage</a>                         | Yes                    | Yes | Yes | Yes                             | Yes | Yes | Yes | Yes |
| <a href="#">serveraction</a>                        | Yes                    | Yes | Yes | Yes                             | Yes | Yes | Yes | Yes |
| <a href="#">set</a>                                 | Yes                    | Yes | Yes | Yes                             | Yes | Yes | No  | No  |
| <a href="#">setassettag</a>                         | No                     | No  | No  | No                              | No  | No  | Yes | Yes |
| <a href="#">setchassisname</a>                      | No                     | No  | No  | No                              | No  | No  | Yes | Yes |
| <a href="#">setflexaddr</a>                         | No                     | No  | No  | No                              | No  | No  | Yes | Yes |
| <a href="#">setled</a>                              | Yes                    | Yes | Yes | Yes                             | Yes | Yes | Yes | Yes |
| <a href="#">setniccfg</a>                           | Yes                    | Yes | Yes | Yes                             | Yes | Yes | Yes | Yes |
| <a href="#">setractime</a>                          | No                     | No  | No  | No                              | No  | No  | Yes | Yes |
| <a href="#">setslotname</a>                         | No                     | No  | No  | No                              | No  | No  | Yes | Yes |
| <a href="#">setsysinfo</a>                          | No                     | No  | No  | No                              | No  | No  | Yes | Yes |
| <a href="#">sshpkauth</a>                           | Yes                    | Yes | Yes | Yes                             | Yes | Yes | Yes | Yes |

| Subcommand                      | iDRAC on Blade Servers |     |     | iDRAC on Rack and Tower Servers |     |     | CMC |     |
|---------------------------------|------------------------|-----|-----|---------------------------------|-----|-----|-----|-----|
| <a href="#">sslcertdownload</a> | No                     | Yes | Yes | No                              | Yes | Yes | No  | Yes |
| <a href="#">sslcertupload</a>   | No                     | Yes | Yes | No                              | Yes | Yes | No  | Yes |
| <a href="#">sslcertview</a>     | Yes                    | Yes | Yes | Yes                             | Yes | Yes | Yes | Yes |
| <a href="#">sslcsrget</a>       | Yes                    | Yes | Yes | Yes                             | Yes | Yes | Yes | Yes |
| <a href="#">sslkeyupload</a>    | No                     | Yes | Yes | No                              | Yes | Yes | No  | No  |
| <a href="#">sslresetcfg</a>     | Yes                    | Yes | Yes | Yes                             | Yes | Yes | Yes | Yes |
| <a href="#">testemail</a>       | Yes                    | Yes | Yes | Yes                             | Yes | Yes | Yes | Yes |
| <a href="#">testfeature</a>     | No                     | No  | No  | No                              | No  | No  | Yes | Yes |
| <a href="#">testtrap</a>        | Yes                    | Yes | Yes | Yes                             | Yes | Yes | Yes | Yes |
| <a href="#">traceroute</a>      | Yes                    | Yes | Yes | Yes                             | Yes | Yes | Yes | Yes |
| <a href="#">traceroute6</a>     | Yes                    | Yes | Yes | Yes                             | Yes | Yes | Yes | Yes |
| <a href="#">usercertupload</a>  | No                     | Yes | Yes | No                              | Yes | Yes | No  | No  |
| <a href="#">usercertview</a>    | Yes                    | Yes | Yes | Yes                             | Yes | Yes | No  | No  |
| <a href="#">version</a>         | No                     | Yes | Yes | No                              | Yes | Yes | No  | No  |
| <a href="#">vflashsd</a>        | Yes                    | Yes | Yes | Yes                             | Yes | Yes | No  | No  |
| <a href="#">vflashpartition</a> | Yes                    | Yes | Yes | Yes                             | Yes | Yes | No  | No  |
| <a href="#">vmdisconnect</a>    | Yes                    | Yes | Yes | Yes                             | Yes | Yes | No  | No  |

## Other Documents You May Need

In addition to this guide, you can access the following guides available on the Dell Support website at [support.dell.com/manuals](http://support.dell.com/manuals). On the **Manuals** page, click **Software** → **Systems Management**. Click on the appropriate product link on the right-side to access the documents.

- The *Integrated Dell Remote Access Controller 7 (iDRAC) Enterprise for Blade Servers User Guide* provides information about configuring and using an iDRAC for blade servers to remotely manage and monitor your system and its shared resources through a network.
- The *Integrated Dell Remote Access Controller 7 (iDRAC) User Guide* provides complete information about configuring and using an iDRAC for rack and tower servers to remotely manage and monitor your system and its shared resources through a network.
- The *Chassis Management Controller Online Help* provides information about using the CMC Web interface.
- The *Chassis System (CMC) Secure Digital (SD) Card Technical Specification* provides minimum BIOS and firmware version, installation and usage information.
- The *Dell OpenManage IT Assistant User's Guide* provides information about IT Assistant.
- Documentation specific to your third-party management console application.

- The *Dell OpenManage Server Administrator's User's Guide* provides information about installing and using Dell OpenManage Server Administrator.
- The *Dell Update Packages User's Guide* provides information about obtaining and using Dell Update Packages as part of your system update strategy.
- The *Glossary* provides information about the terms used in this document.

The following system documents are also available to provide more information about the system in which CMC is installed:

- The *Rack Installation Guide* and *Rack Installation Instructions* included with your rack solution describe how to install your system into a rack.
- The *Hardware Owner's Manual* provides information about system features and describes how to troubleshoot the system and install or replace system components.
- Documentation for any components you purchased separately provides information to configure and install these options.
- Release notes or readme files may be included to provide last-minute updates to the system or documentation or advanced technical reference material intended for experienced users or technicians.
- For more information on IOM network settings, see the *Dell PowerConnect M6220 Switch Important Information* document and the *Dell PowerConnect 6220 Series Port Aggregator White Paper*.

Updates are sometimes included with the system to describe changes to the system, software, and/or documentation. Always read the updates first because they often supersede information in other documents.

See the *Safety and Regulatory* information that is shipped with your system.



**NOTE:** Warranty information may be included within this document or as a separate document.





# RACADM Subcommand Details


This section provides detailed descriptions of the RACADM subcommands including the syntax and valid entries.

## Guidelines to Quote Strings Containing Special Characters When Using RACADM Commands

When using strings that contain special characters, use the following guidelines:

**Strings containing the following special characters must be quoted using single quotes or double quotes:**

- \$ (dollar sign)
- " (double quote)
- ' (single quote)
- ` (back quote)
- \ (backslash)
- ~ (tilde)
- ; (semicolon)
- | (vertical bar)
- ( (left parentheses)
- ) (right parentheses)
- & (ampersand)
- > (greater than)
- < (less than)
- # (pound)
- ASCII code 32 (space)

 **NOTE:** The - (dash) character cannot be the first character of the string, regardless of whether the string is quoted.

There are different escaping rules for single quoting versus double quoting.

### For double quoting:

The following characters must be escaped by prepending a backslash:


- \$ (dollar sign)
- " (double quote)
- ' (single quote)
- ` (back quote)
- \ (backslash)

For example, use the following for a string that contains the special characters, \$, ", ', ` and \

### For single quoting:

- No character escaping is necessary.

- A single quote cannot be used even with a backslash escaped.

 **NOTE:** An empty string may be specified as either "" (using double quotes) or '' (using single quotes).

## "?"and "?<subcommand>"

|                    |  |
|--------------------|--|
| <b>Description</b> | <p>Displays all the subcommands you can use with the RACADM command and a one-line description of each subcommand.</p> <p>? followed by &lt;subcommand&gt; displays the syntax for the specified command.</p> <p>To use this subcommand, you must have <b>CMC Login User</b> privilege.</p> <p>You can also use the <b>help</b> and <b>help &lt;subcommand&gt;</b> commands to obtain the same information.</p> <p>This subcommand is applicable only for CMC.</p> |
| <b>Synopsis</b>    | <pre>racadm ? racadm ? &lt;subcommand&gt;</pre>  |
| <b>Input</b>       | NA   |
| <b>Output</b>      | NA   |

### Example for RACADM ?

The following output example shows only part of the actual output for the racadm ? command. Descriptions shown in this example may vary slightly from the descriptions in your racadm session.

```
racadm ?
help          -- list racadm subcommand description
help <subcommand> -- display usage summary for a subcommand
?            -- list racadm subcommand description
? <subcommand> -- display usage summary for a subcommand
arp          -- display the networking arp table
chassisaction -- execute chassis or switch power-up/down/cycle or
KVM powercycle
clr raclog   -- clear the CMC log
clr sel     -- clear the System Event Log (SEL)
cmchangeover -- Changes the redundant state of the CMC from active
to standby and vice versa
config      -- modify CMC configuration properties
...
setniccfg  -- modify network configuration properties
setracetime -- set the time on the CMC
setslotname -- sets the name of the slot in the chassis
setsysinfo -- set the chassis name and chassis location
sslcertview -- display a CA/server certificate in the CMC
sslcsr gen -- generate a certificate CSR from the CMC
testemail  -- test CMC e-mail notifications
testfeature -- test CMC feature x
testtrap   -- test CMC SNMP trap notifications
traceroute -- determine the route of a packet
traceroute6 -- determine the route of a packet
```

### Example for RACADM ? <subcommand>

```
racadm ? getsysinfo

getsysinfo -- display general CMC and system information
Usage:
racadm getsysinfo [-d] [-c] [-A] [-4] [-6]
-----
Valid Options:
```

-d : show CMC information  
-c : show chassis information  
-A : do not show headers or labels  
-4 : show CMC IPv4 information  
-6 : show CMC IPv6 information

## help and help subcommand

**Description** Lists all the subcommands available to use with **RACADM** and provides a short description for each. You may also type a subcommand, group, object, or FQDD alias after help, to get the syntax for the specified keyword.

**Synopsis**

- `racadm help`
- `racadm help <subcommand>`
- `racadm help -g <groupname>`
- `racadm help -o <objectname>`
- `racadm help <keyword>`
- `racadm help <FQDD Alias>.<Group>`
- `racadm help <FQDD Alias>.<Object>`
- `racadm help <FQDD Alias>.<Group>.<Object>`

**Input** None

**Output**

- The **help** command displays a complete list of subcommands.
- The `racadm help <subcommand>` command displays information for the specified subcommand only.
- The `racadm help -g <groupname>` command displays information for the specified group.
- The `racadm help -o <objectname>` command displays information for the specified object.
- The `racadm help <keyword>` command displays information for the specified keyword.
- The `racadm help <FQDD Alias>.<Group>` command displays information for the specified group.
- The `racadm help <FQDD Alias>.<Object>` command displays information for the specified object.
- The `racadm help <FQDD Alias>.<Group>.<Object>` command displays information for the specified object.

**Example**

```
racadm help idrac.lcd  
racadm help system.power  
racadm help system.power.supply
```

## arp

**Description** Displays the contents of the Address Resolution Protocol (ARP) table. ARP table entries cannot be added or deleted. To use this subcommand, you must have **Administrator** and **Execute Diagnostic Commands** permission.

**Synopsis**

```
racadm arp
```

**Input** None

**Example** None


## Output

| IP Address  | HW Type | Flags | HW Address        | Mask | Device |
|-------------|---------|-------|-------------------|------|--------|
| 192.168.1.1 | 0x1     | 0x2   | 00:00:0C:07:AC:0F | *    | eth0   |

## chassisaction

|                    |  |
|--------------------|--|
| <b>Description</b> | Executes a power action on the chassis, iKVM, or a server.<br>To use this subcommand, you must have <b>Chassis Control Administrator</b> privilege   |
| <b>Synopsis</b>    | <code>racadm chassisaction [-m &lt;module&gt;] &lt;action&gt;</code>   |
| <b>Input</b>       | <ul style="list-style-type: none"><li>• <code>-m &lt;module&gt;</code> — Module on which you want to carry out the action. Values are:<ul style="list-style-type: none"><li>— <code>chassis</code> - this is the default value if <code>-m</code> is not specified.</li><li>— <code>switch-n</code> where n=1–6</li><li>— <code>kvm</code></li></ul></li><li>• <code>&lt;action&gt;</code> — Action that you want to execute on the specified module. Values are:<ul style="list-style-type: none"><li>— <code>powerdown</code> — (Chassis only) Powers down the chassis.</li><li>— <code>powerup</code> — (Chassis only) Powers up the chassis.</li><li>— <code>powercycle</code> — Power cycles the module.</li><li>— <code>nongraceshutdown</code> — (Chassis only) Shuts down the chassis non-gracefully.</li><li>— <code>reset</code> — Performs a hard reset of the module.</li></ul></li></ul> When <code>&lt;module&gt;</code> = <code>kvm</code> or <code>switch</code> , <code>&lt;action&gt;</code> must be <code>powercycle</code> or <code>reset</code> . |
| <b>Output</b>      | None   |
| <b>Example</b>     | Perform a reset of switch-3:<br><code>racadm chassisaction -m switch-3 reset</code><br>Module power operation successful.  |

## clearasrscreen

|                    |   |
|--------------------|---|
| <b>Description</b> | Clears the last crash (ASR) screen that is in memory.<br>For more information, see " <i>Enabling Last Crash Screen</i> " section in the <i>iDRAC7 User's Guide</i> .<br>This subcommand is not applicable to CMC. |
|                    |  <b>NOTE:</b> To use this subcommand, you must have <b>Clear Logs</b> permission.  |
| <b>Synopsis</b>    | <code>racadm clearasrscreen</code>  |

|                |      |
|----------------|------|
| <b>Input</b>   | None |
| <b>Output</b>  | None |
| <b>Example</b> | None |


## closesessn

|                    |  |
|--------------------|--|
| <b>Description</b> | <p>Closes a communication session on the device. Use <b>getssninfo</b> to view a list of sessions that can be closed using this command.</p> <p>To use this subcommand, you must have <b>Administrator</b> permission.</p>   |
| <b>Synopsis</b>    | <ul style="list-style-type: none"> <li>• <code>racadm closesessn -i &lt;session id&gt;</code></li> <li>• <code>racadm closesessn -a</code></li> <li>• <code>racadm closesessn -u &lt;username&gt;</code></li> </ul>  |
| <b>Input</b>       | <ul style="list-style-type: none"> <li>• <b>-i&lt;session id&gt;</b> — The session ID of the session to close, which can be retrieved using <code>racadm getssninfo</code> subcommand.<br/>Session executing this command cannot be closed.</li> <li>• <b>-a</b> — Closes all sessions.</li> <li>• <b>-u &lt;user name&gt;</b> — Close all sessions for a particular user name.<br/>-u option can be used in local RACADM only if the username contains upto 16 characters. If the user name contains more than 16 characters, use one of the following options to close a session: <ul style="list-style-type: none"> <li>— Local RACADM: -i option</li> <li>— Remote RACADM: -u option or -i option</li> </ul> </li> </ul> |
| <b>Output</b>      | None   |
| <b>Example</b>     | <ul style="list-style-type: none"> <li>• <code>racadm closesessn -i 1234</code><br/>Closes the session 1234.</li> <li>• <code>racadm closesessn -u root</code><br/>Closes all the sessions for root user.</li> <li>• <code>racadm closesessn -a</code><br/>Closes all the sessions.</li> </ul>   |



## clrsele

|                    |  |
|--------------------|--|
| <b>Description</b> | <p>Removes all existing records from the System Event Log (SEL).<br/>To use this subcommand, you must have <b>Clear Logs</b> permission.</p> |
| <b>Synopsis</b>    | <code>racadm clrsele</code>  |

# cmchangeover

|                    |   |
|--------------------|---|
| <b>Description</b> | Changes the state of the CMC from active to standby, or vice versa, in a redundant CMC configuration. This subcommand is useful for remote debugging or testing purposes.<br>To use this subcommand, you must have <b>Administrator</b> privilege.<br> <b>NOTE:</b> This command is valid only in redundant CMC environments. For more information, see the "Understanding the Redundant CMC Environment" section of the <i>Dell Chassis System User Guide</i> . |
| <b>Synopsis</b>    | <code>racadm cmchangeover</code>  |
| <b>Input</b>       | None  |
| <b>Output</b>      | <code>CMC failover initiated successfully.</code>   |
| <b>Example</b>     | None  |

# config

|                    |  |
|--------------------|--|
| <b>Description</b> | Allows you to set iDRAC configuration parameters individually or to batch them as part of a configuration file. If the data is different, that iDRAC object is written with the new value.   |
| <b>Synopsis</b>    | <code>racadm config [-c -p] -f &lt;filename&gt;</code><br><code>racadm config -g &lt;groupName&gt; -o &lt;objectName&gt; [-i &lt;index&gt;] &lt;Value&gt;</code>   |
| <b>Input</b>       |  <b>NOTE:</b> The configuration file retrieved using remote racadm and local racadm are not interoperable. For the config <code>-f &lt;file name&gt;</code> command, use the configuration file retrieved from the same interface. For example, for local racadm config <code>-f &lt;file name&gt;</code> , use the file generated from the local racadm command <code>getconfig -f &lt;file name&gt;</code> .<br> <b>NOTE:</b> The <code>-f</code> and <code>-p</code> options are not supported for the serial/Telnet/ssh console. <ul style="list-style-type: none"><li>• <code>-f</code> — The <code>-f &lt;filename&gt;</code> option causes config to read the contents of the file specified by <code>&lt;filename&gt;</code> and configure iDRAC. The file must contain data in the format specified in the section Parsing Rules in the <i>iDRAC User's Guide</i> available at <a href="http://support.dell.com/manuals">support.dell.com/manuals</a>.</li><li>• <code>-p</code> — This option must be used with the <code>-f</code> option. It directs <b>config</b> to delete the password entries contained in the config file <code>-f &lt;filename&gt;</code> after the configuration is complete. To apply the password you must remove the preceding Read-Only marker '#' in the config file before executing the config <code>-f</code> command.</li><li>• <code>-g</code> — The <code>-g &lt;groupName&gt;</code>, or <b>group</b> option, must be used with the <code>-o</code> option. The <code>&lt;groupName&gt;</code> specifies the group containing the object that is to be set.</li><li>• <code>-o</code> — The <code>-o &lt;objectName&gt; &lt;Value&gt;</code>, or <b>object</b> option, must be used with the <code>-g</code> option. This option specifies the object name that is written with the string <code>&lt;value&gt;</code>.</li><li>• <code>-i</code> — The <code>-i &lt;index&gt;</code>, or <b>index</b> option, is valid only for indexed groups and can be used to specify a unique group. The <code>&lt;index&gt;</code> is a decimal integer from 1 through n, where n can vary from 1 to maximum number of indexes a particular group supports. If <code>-i &lt;index&gt;</code> is not specified, a value of 1 is assumed for groups, which are tables that have multiple entries. The index is specified by the index value, not a named value.</li></ul> |

- **-c** — The **-c**, or **check** option, is used with the **config** subcommand and allows the user to parse the **.cfg** file to locate syntax errors. If errors are found, the line number and a short description of what is incorrect are displayed. Write permission does not apply to iDRAC. This option is a check only.

#### Output

This subcommand generates error output for any of the following reasons:

- Invalid syntax, group name, object name, index, or other invalid database members.
- RACADM CLI failures.

This subcommand returns an indication of the number of configuration objects that were written out of the total objects in the **.cfg** file.

#### Examples

- `racadm config -g cfgLanNetworking -o cfgNicIpAddress 10.35.10.100`  
Sets the **cfgNicIpAddress** configuration parameter (object) to the value 10.35.10.110. This IP address object is contained in the group **cfgLanNetworking**.
- `racadm config -f myrac.cfg`  
Configures or reconfigures iDRAC. The **myrac.cfg** file may be created from the **getconfig** command. This file may also be edited manually as long as the parsing rules are followed.



**NOTE:** The **myrac.cfg** file does not contain passwords. To include passwords in the file, you must enter them manually. If you want to remove password information from the **myrac.cfg** file during configuration, use the **-p** option.

## connect

#### Description

Connects to the switch or server serial console.

#### Synopsis

- `racadm connect [-b] <server-n>`
- `racadm connect [-b] <switch-n>`

#### Input

**-b** — Connects to the switch or console using the binary mode. This is an optional argument; a server or a switch must be present.



**NOTE:** If you use the **-b** option, reset the CMC to terminate the connect operation.

- **server-nx** —  
where  $n=1-8$ ;  $x = a,b,c,d$
- **switch-n** — switch-n where  $n = <a1 / a2 / b1 / b2 / c1 / c2>$

## coredump

#### Description

Displays detailed information related to any recent critical issues that have occurred with iDRAC. The coredump information can be used to diagnose these critical issues. If available, the coredump information is persistent across iDRAC power cycles and remains available until either of the following conditions occur:

- The coredump information is cleared with the **coredumpdelete** subcommand.

- Another critical condition occurs on iDRAC. In this case, the coredump information is relative to the last critical error that occurred.

This option is applicable only for iDRAC.

To use this subcommand, you must have **Execute Debug Commands** permission

See the **coredumpdelete** subcommand for more information about clearing the coredump.

**Synopsis**

```
racadm coredump
```

**Input**

None

**Output**

None

**Example**

- `racadm coredump`  
No Core Dump Data is currently available.
- `racadm coredump`  
Feb 19 15:51:40 (none) last message repeated 5 times  
Feb 19 15:52:41 (none) last message repeated 4 times  
Feb 19 15:54:12 (none) last message repeated 4 times  
Feb 19 15:56:11 (none) last message repeated 2 times  
Feb 22 11:46:11 (none) kernel:

## coredumpdelete

**Description**

Clears any currently resident coredump data stored in the RAC.

This option is applicable only for iDRAC.

To use this subcommand, you must have **Clear Logs** or **Execute Debug Commands** permission.



**NOTE:** If a **coredumpdelete** command is issued and a coredump is not currently stored in the RAC, the command displays a success message. This behavior is expected. See the **coredump** subcommand for more information on viewing a coredump.

**Synopsis**

```
racadm coredumpdelete
```

**Input**

None

**Output**

None

**Example**

```
racadm coredumpdelete
Coredump request completed successfully
```



# deploy

## Description

Configures the static IP address, subnet mask, gateway, and password for the root user on iDRAC for the specified server.

To use this subcommand, you must have **Server Administrator** privilege.



**NOTE:** You can also use **setniccfg** to configure static IP address, subnet mask, and gateway, as well as DHCP, speed, and duplex properties.

## Synopsis

- `racadm deploy -m <module> -u root -p <password> -s <ipaddress> <subnet> <gateway> -b <device> -o <no|yes>`
- `racadm deploy -m <module> -u root -p <password> -s -6 <ipv6Address> <prefixlen> <gateway> -b <device> -o <no|yes>`  
where *<prefixlen>* must be a number between 0 and 128.
- `racadm deploy -m <module> -u root -p <password> -d [-6]`
- `racadm deploy -a -u root -p <password>`

## Input

- **-b <device>** — Specifies the first boot device; must be used with **-o**.
- Use with **-m <module>** to specify for an individual server, or with **-a** for all servers  
Legal values: device=None, PXE, HDD, CD-DVD, vFDD, vCD-DVD, iSCSI, SD, FDD, RFS
- **-o <no/yes>** — Indicates if the server should boot from the device once; must be used with **-o**.  
Use with **-m <module>** to specify for an individual server, or with **-a** for all servers
- **-a** — Creates and enables an iDRAC root user if it does not already exist, and is executed on all the existing servers in the chassis
- **-u root** — Indicates that the *<password>* is supplied for the root user on the server. **root** is a constant parameter, the only value that is valid with the **-u** option.
- **-m <module>** — Specifies the server you want to configure.  
Legal values: server-nx where *n*=1-8 ; *x* = a,b,c,d
- **-p <password>** — Specifies the password for the root user on the server.
- **-s <ipaddress subnet gateway>** — Sets the IP address, subnet mask, and gateway for the specified server, separated by single spaces.
  - **ipaddress** — A string representing a valid IP address. For example, 192.168.0.20.
  - **subnet** — A string representing a valid subnet mask. For example, 255.255.255.0.
  - **gateway** — A string representing a valid gateway address. For example, 192.168.0.1.
- **-d** — Enables DHCP for the specified server.  
The **-s** and **-d** options cannot be used together in the same command.
- **-6** — Enables IPv6 auto configuration (when used with **-d**.) Sets static IPv6 addresses (when used with **-s**)

## Output

None

## Example

- `racadm deploy -m server-8 -s 192.168.0.20 255.255.255.0 192.168.0.1`  
The server was deployed successfully.  
The deploy command generates an error when used on the extension slot of a multi-slot server.
- `racadm deploy -m server-9 192.168.0.11 255.255.255.0 192.168.0.1`  
ERROR: Server in slot 9 is an extension of the server in slot 1.
- `racadm deploy -m server-7 -u root -p calvin -s -6 ::/64 :: 10`

## feature

### Description

Displays all active chassis features. The information displayed includes feature name, date activated, and the serial number of the SD card used to activate the feature.

Dell Feature Cards may contain more than one feature. After any feature included on a Dell Feature Card is activated on a chassis, any other features that may be included on that Dell Feature Card cannot be activated on a different chassis.



**NOTE:** To use this subcommand to deactivate FlexAddress, you must have **Chassis Configuration Administrator** privilege. A user with login privileges can view status only.



**NOTE:** To deactivate FlexAddress features, the chassis must be powered off.

### Synopsis

- `racadm feature -s`
- `racadm feature -d -c <featurename>`
- `racadm feature -a -c ExtendedStorage`
- `racadm feature -1 -c ExtendedStorage`
- `racadm feature -2 -c ExtendedStorage`
- `racadm feature -r -c ExtendedStorage`

### Input

- `-s` – Displays the status of active features.
- `-d` – Deactivates feature specified in `-c` option.



**NOTE:** When the FlexAddress and FlexAddressPlus feature are active, deactivating one of them results in deactivation of the other feature also.

- `-a` – Activates ExtendedStorage feature.
- `-1` – Configures ExtendedStorage feature for standalone use.
- `-2` – Configures ExtendedStorage feature for redundant use.
- `-r` – Reformats damaged/unformatted ExtendedStorage media.
- 



**CAUTION:** Using the `-r` switch deactivates the ExtendedStorage feature, if active; reformats the SD media in the active CMC cardslot; and may reboot the active CMC.

- `-c` – `<featurename>` must be one of the following:
- `flexaddress` (with `-d`)
- `flexaddressplus` (with `-d`) `ExtendedStorage` (with `-a,-d,-1,-2,` or `-r`)

# featurecard

## Description

Verifies proper SD card installation and displays the SD card status.

To use this subcommand, you must have **Chassis Configuration Administrator** privilege.

## Synopsis

```
racadm featurecard -s
```

## Input

**-s** — Lists active SD card features and SD card status.

## Output

- No feature card inserted— **Action:** Check the CMC to verify that the SD card was properly inserted. In a redundant CMC configuration, make sure the CMC with the SD feature card installed is the active CMC and not the standby CMC.
- The feature card inserted is valid and contains the following feature(s) FlexAddress: The feature card is bound to this chassis— **Action:** No action required.
- No features active on the chassis — **Action:** Install the SD card into the CMC.
- The feature card inserted is valid and contains the following feature(s) FlexAddress: The feature card is bound to another chassis, svctag = ABC1234, SD card SN = 01122334455  
**Action:** Remove the SD card; locate and install the SD card for the current chassis.
- The feature card inserted is valid and contains the following feature(s) FlexAddress: The feature card is not bound to any chassis  
**Action:** The feature card can be moved to another chassis, or can be reactivated on the current chassis. To reactivate on the current chassis, enter *racadm racreset* until the CMC module with the feature card installed becomes active.

## Example

```
$ racadm featurecard -s
```

```
The feature card inserted is valid,  
serial number TEST0123456789012345678
```

```
The feature card contains the  
following feature(s):
```

```
FlexAddress: The feature is bound to this chassis
```

```
FlexAddressPlus: The feature is bound to this chassis
```

```
ExtendedStorage: The feature is bound to this chassis
```


# fwupdate


## Description

Allows you to update the firmware on the iKVM, active CMC, standby CMC, server iDRACs, or an IOM infrastructure device. You can:

- Check the firmware update process status.
- Update iDRAC or CMC firmware from a FTP or a TFTP server by providing an IP address and optional path.
- Update iDRAC or CMC firmware from the local file system using Local and Remote RACADM.
- Rollback to the standby firmware.
- This subcommand performs updates to the iDRAC firmware (if CMC firmware version is 2.0 or later and iDRAC firmware version is 1.4) when the existing firmware is corrupted. There can only be a single update operation in progress at any time. In addition, the **fwupdate** subcommand may only update one or more devices of a single kind at a time.

To use this subcommand for CMC you must have **Chassis Configuration Administrator** privilege and for iDRAC you must have **Configure iDRAC** permission.

 **NOTE:** Running the **fwupdate** subcommand to update the firmware on the active CMC resets itself causing all network connections to be dropped. During update of all other modules, including the standby CMC, the active CMC continues to run normally without resetting.

 **NOTE:** The **fwupdate** subcommand generates an error when used on the extension slot of a multi-slot server.

## Synopsis

### For iDRAC:

```
racadm fwupdate -s
```

```
racadm fwupdate -g -u -a <TFTP_Server_IP_Address>  
[-d <path>]
```

```
racadm -r <iDRAC7_IP_Address> -u <username> -p <password>  
fwupdate -f <ftpserver ip> <ftpserver username>  
<ftpserver password> -d <path> where path is the location  
on the ftp server where firming.d7 is stored.
```

```
racadm fwupdate -r
```

```
racadm fwupdate -p -u [-d <path>]
```

### For CMC:

#### For local RACADM:

```
racadm fwupdate -g -u -a <tftp server ip address or  
FQDN> -d <path> [-m <module>]
```

```
racadm fwupdate -f <ftp server ip address or FQDN>  
<username> <password> -d <path> [-m  
<module>]
```


```
racadm fwupdate -u -m iominf-<n>
```

```
racadm fwupdate -s [-m <module>]
```


```
racadm fwupdate -c [-m <module>]
```

For Remote RACADM:

```
racadm fwupdate -p -u -d <firmware image>
```


 **NOTE:** iDRAC7 targets are not supported from CMC. Use the CMC GUI to update iDRAC7 targets from CMC.


When using FTP, if you provide the full path to the image file on the CLI, then the CMC uses that path to locate that file on the host. If you do not provide a full path, then the CMC searches the home directory of the specified user for the file if the host system is running Linux or another variant of UNIX. If the host system is running Windows, then a default folder, such as **C:\ftproot** is searched.

 **NOTE:** When attempting to run firmware update task using **racadm fwupdate** command, if the firmware image path length is greater than 64 characters. Remote RACADM client exits with the error message "ERROR: Specified path is too long".


## Input

- **-u** — For iDRAC: The update option performs a checksum of the firmware update file and starts the actual update process. This option may be used along with the **-g** or **-p** options. At the end of the update, iDRAC performs a soft reset. For CMC: Performs the firmware update operation.
- **-s** — For iDRAC: The status option returns the current status of where you are in the update process. This option is always used by itself. Lists active SD card features and SD card status. For CMC: Displays the current status of the firmware update.

 **NOTE:** Use **-m** to display the status of the module update. Omit **-m** to display the status of the active CMC update.

 **NOTE:** The value **all** can only be used to obtain the status of all targets to be updated.

- **-g** — For iDRAC: The get option instructs the firmware to get the firmware update file from the TFTP server. You must also specify the **-a**, **-u**, and **-d** options. In the absence of the **-a** option, the defaults are read from properties contained in the group **cfgRemoteHosts**, using properties **cfgRhostsFwUpdateIpAddr** and **cfgRhostsFwUpdatePath**. For CMC: Downloads the firmware update using the TFTP server.
- **-a** — The IP Address option specifies the TFTP server IP address, used with **-g** option. For CMC: Specifies the TFTP server IP address or FQDN used for the firmware image (used with **-g**).
- **-d** — For iDRAC: The **-d**, or directory, option specifies the directory on the TFTP server or on iDRAC's host server where the firmware update file resides. For CMC: Specifies the source path where the firmware image resides. Default: Designated TFTP default directory on that host for the file if **-g** option is absent. If **-g** is used, it defaults to a directory configured on the TFTP server.
- **-p** — For iDRAC: The **-p**, or put, option is used to update the firmware file from the managed system to iDRAC. The **-u** option must be used with the **-p** option.

 **NOTE:** This option is not applicable for CMC. The **-p** option is supported on local and remote RACADM and is not supported with the serial/Telnet/ssh console and on Linux operating systems.


- **-r** — The rollback option is used to rollback to the standby firmware. This option is not applicable for CMC.
- **-c** — Cancels the current firmware update of a module.

This option is applicable only for CMC.


- **-m <module>**—  
Specifies the module or device to be updated. <module> is one of the following values:
  - cmc-active (default)
  - cmc-standby
  - kvm
  - server-nx where  $n=1-8$ ;  $x = a,b,c,d$
  - server-generation where generation = iDRAC or iDRAC6 only.
  - iominf-n where  $n = 1-6$

 **NOTE:** iDRAC7 targets are not supported from CMC. Use the CMC GUI to update iDRAC7 targets from CMC.

CMC version 3.00 accepts IPv4, IPv6, or fully qualified domain names (FQDN) for both FTP and TFTP servers.

 **NOTE:** You can specify the **cmc-active** and **cmc-standby** modules at the same time along with one or more server-n modules. This enables the devices to be updated together. This option is applicable only for CMC.

When you use the **server-generation** option, the CMC updates all iDRACs of that particular generation that can be updated.

 **NOTE:** Verify that the update applied to servers for a particular generation has been validated for all impacted server models.

## Output

### Example

Displays a message indicating the operation that is being performed.

- Upload the firmware image from the TFTP server and start the firmware update  

```
racadm fwupdate -g -u -a 192.168.0.100 -d  
firmimg.cmc -m cmc-active TFTP firmwareate has been  
initiated. This update process may take several  
minutes to complete.
```
- Upload the firmware image from the FTP server and start the firmware update.  

```
racadm fwupdate -f 192.168.0.100 fred password123 -d  
firmimg.cmc -m cmc-active
```
- Start IOM infrastructure firmware update.  

```
racadm fwupdate -u -m iominf-1
```
- Update firmware on both the CMCs.  

```
racadm fwupdate -g -u -a 192.168.0.100 -d  
firmimg.cmc -m cmc-active -m cmc-standby
```
- Update firmware on multiple servers.  

```
racadm fwupdate -g -u -a 192.168.0.100 -d  
firmimg.imc -m server-1 -m server-2 -m server-3
```
- Update firmware on servers of iDRAC generation.  

```
racadm fwupdate -g -u -a 192.168.0.100 -d  
firmimg.imc -m server-iDRAC
```
- Update firmware on multiple IOM infrastructure devices.  

```
racadm fwupdate -u -m iominf-4 -m iominf-5 -m  
iominf-6
```
- Query the current status of all firmware targets to be updated.  

```
racadm fwupdate -s -m all
```

- Download firmware update file from a specified location on the TFTP server at a specific IP address.

```
racadm fwupdate -g -u -a 143.166.154.143 -d <path>
```

After the image file is downloaded from the TFTP server, the update process begins. When completed, iDRAC is reset.

- Read the current status of the firmware update.

```
racadm fwupdate -s
```



**NOTE:** Firmware update from local racadm (using **-p -u -d** options) is not supported on linux OS.



**NOTE:** For CMC, these commands specifically apply to an active-CMC update.

The following table describes the firmware update method supported for each interface.

| FW Update Method     | iDRAC on Blade Servers | iDRAC on Rack and Tower Servers | CMC |
|----------------------|------------------------|---------------------------------|-----|
| Local RACADM         | Yes                    | Yes                             | No  |
| Local RACADM - TFTP  | Yes                    | Yes                             | No  |
| Local RACADM - FTP   | Yes                    | Yes                             | No  |
| Remote RACADM        | Yes                    | Yes                             | Yes |
| Remote RACADM-TFTP   | Yes                    | Yes                             | Yes |
| Remote RACADM-FTP    | Yes                    | Yes                             | Yes |
| Firmware RACADM-TFTP | Yes                    | Yes                             | Yes |
| Firmware RACADM-FTP  | Yes                    | Yes                             | Yes |

## get

### Description

Allows the user to read the value of configuration objects on the iDRAC. The values read are the values currently being used by the device.

To use this subcommand, you must have **Configure iDRAC** privilege.

This subcommand is applicable for iDRAC only.

### Synopsis

- `racadm get -f <filename>`
- `racadm get < FQDD | FQDD Alias>[.<index>][.<group>][.<index>][.<object>]`

### Input

- `<FQDD | FQDD Alias> -`
  - List of FQDDs
  - System.Power
  - System.Power.Supply
  - System.Location
  - LifecycleController.LCAttributes
  - System.LCD
  - iDRAC.IMC

- *<group>* — Specifies the group containing the object that is to be read.
- *<object>* — Specifies the object name of the value to be read.
- *<index>* — Specifies where FQDDs, FQDD Alias's or Groups need to be indexed.
- *-f <filename>* — Enables the subcommand to write the device configuration to a file specified by *<filename>*. This option is not supported in Firmware racadm interface.  
For Indexed groups if a group is not configured then it will not be saved to the configuration file.
- *-u* — Displays the group(s) associated with a specific user.
- *-v - verbose* — Displays additional details with the display of the properties and is used with the *-g* option.

#### Examples

Get system LCD information:  

```
racadm get system.lcd
LCDUserString=test
```

## getassettag

#### Description

Displays the asset tag for the chassis.  
 To use this subcommand, you must have **CMC Login User** privilege.

#### Synopsis

```
racadm getassettag [-m <module>]
```

#### Input

*-m <module>* — Specifies the module whose asset tag you want to view.  
 Legal value: chassis

#### Example

- ```
racadm getassettag -m chassis
```
- ```
racadm getassettag
chassis 78373839-33
```

## getchassisname

#### Description

Displays the name of the chassis.  
 To use this subcommand, you must have **CMC Login User** privilege.

#### Synopsis

```
racadm getchassisname
```

#### Example

```
racadm getchassisname
PowerEdge 2955
```



# getconfig

## Description

Retrieves iDRAC configuration parameters individually, or all iDRAC configuration groups may be retrieved and saved to a file.

## Synopsis

```
racadm getconfig -f <filename>
racadm getconfig -g <groupName> [-i <index>]
racadm getconfig -u <username>
racadm getconfig -h
racadm getconfig -g <groupName> -o <objectName> [-i index]
```

## Input

- **-f** — The **-f <filename>** option directs getconfig to write the entire iDRAC configuration to a configuration file. This file can be used for batch configuration operations using the **config** subcommand.
- **-g** — The **-g <groupName>**, or **group** option, can be used to display the configuration for a single group. The **groupName** is the name for the group used in the **racadm.cfg** files. If the group is an indexed group, use the **-i** option.
- **-h** — The **-h**, or **help** option, displays a list of all available configuration groups in alphabetical order. This option is useful when you do not remember exact group names.
- **-i** — The **-i <index>**, or **index** option, is valid only for indexed groups and can be used to specify a unique group. The **<index>** is a decimal integer from 1 through n, where n can vary from 1 to maximum number of indexes a particular group supports. If **-i <index>** is not specified, a value of 1 is assumed for groups, which are tables that have multiple entries. The index is specified by the index value, not a *named* value.
- **-o** — The **-o <objectname>** or **object** option specifies the object name that is used in the query. This option is optional and can be used with the **-g** option.
- **-u** — The **-u <username>**, or **user name** option, can be used to display the configuration for the specified user. The **<username>** option is the login name for the user.
- **-v** — The **-v** option displays additional details with the display of the properties and is used with the **-g** option.

## Output

This subcommand generates error output upon encountering either of the following:

- Invalid syntax, group name, object name, index, or other invalid database members
- RACADM CLI transport failures

If errors are not encountered, this subcommand displays the contents of the specified configuration.

### Example

- `racadm getconfig -g cfgLanNetworking`  
Displays all of the configuration properties (objects) that are contained in the group **cfgLanNetworking**.
- `racadm getconfig -f myrac.cfg`  
Saves all group configuration objects from iDRAC to **myrac.cfg**.
- `racadm getconfig -h`  
Displays a list of the available configuration groups on iDRAC in an alphabetical order.
- `racadm getconfig -u root`  
Displays the configuration properties for the user named **root**.
- `racadm getconfig -g cfgUserAdmin -i 2 -v`  
Displays the user group instance at index 2 with verbose information for the property values.

## getdcinfo

### Description

Displays general I/O module and daughter card configuration information. Only the CMC controls daughtercards.

To use this subcommand, you must have **CMC Login User** privilege.



**NOTE:** Fabric verification for server DCs is performed only when the chassis is powered on. When the chassis is on standby power, iDRACs on the server modules remain powered off and thus are unable to report the server's DC fabric type. The DC fabric type may not be reported in the CMC user interface until iDRAC on the server is powered on.

### Synopsis

```
racadm getdcinfo
```

### Input

**-n** — Displays the model names for the daughter cards in servers.

### Example

The example output below is for a system with multi-slot servers.

```
racadm getdcinfo
```

```
Group A I/O Type : Gigabit Ethernet
```

```
Group B I/O Type : Gigabit Ethernet
```

```
Group C I/O Type : 10 GbE XAUI
```

| <IO#>    | <Type>           | <State> | <Role> |
|----------|------------------|---------|--------|
| switch-1 | Gigabit Ethernet | OK      | Master |
| switch-2 | None             | N/A     | N/A    |

|          |                  |     |        |
|----------|------------------|-----|--------|
| switch-3 | Gigabit Ethernet | OK  | Master |
| switch-4 | None             | N/A | N/A    |
| switch-5 | Gigabit Ethernet | OK  | Member |
| switch-6 | None             | N/A | N/A    |

| <Server#> | <Presence>   | <DC1 Type>        | <DC1 State> | <DC2 Type>       | <DC2 State> |
|-----------|--------------|-------------------|-------------|------------------|-------------|
| server-1  | Present      | None              | N/A         | None             | N/A         |
| server-2  | Not Present  | None              | N/A         | None             | N/A         |
| server-3  | Not Present  | None              | N/A         | None             | N/A         |
| server-4  | Present      | None              | N/A         | Gigabit Ethernet | OK          |
| server-5  | Not Present  | None              | N/A         | None             | N/A         |
| server-6  | Not Present  | None              | N/A         | None             | N/A         |
| server-7  | Not Present  | None              | N/A         | None             | N/A         |
| server-8  | Present      | FibreChannel<br>4 | Invalid     | None             | N/A         |
| server-9  | Extension(1) | None              | N/A         | None             | N/A         |
| server-10 | Not Present  | None              | N/A         | None             | N/A         |
| server-11 | Not Present  | None              | N/A         | None             | N/A         |
| server-12 | Not Present  | None              | N/A         | None             | N/A         |
| server-13 | Not Present  | None              | N/A         | None             | N/A         |
| server-14 | Not Present  | None              | N/A         | None             | N/A         |
| server-15 | Not Present  | None              | N/A         | None             | N/A         |
| server-16 | Not Present  | None              | N/A         | None             | N/A         |

getdcinfo -n

| <Server#> | <Presence>  | <DC1 Model Name> | <DC2 Model Name> |
|-----------|-------------|------------------|------------------|
| server-1  | Present     | None             | None             |
| server-2  | Not Present | None             | None             |
| server-3  | Not Present | None             | None             |
| server-4  | Present     | None             | Broadcom M5708t  |
| server-5  | Not Present | None             | None             |

|           |               |            |      |
|-----------|---------------|------------|------|
| server-6  | Not Present   | None       | None |
| server-7  | Not Present   | None       | None |
| server-8  | Present       | LPe1105-M4 | None |
| server-9  | Extension (1) | None       | None |
| server-10 | Not Present   | None       | None |
| server-11 | Not Present   | None       | None |
| server-12 | Not Present   | None       | None |
| server-13 | Not Present   | None       | None |
| server-14 | Not Present   | None       | None |
| server-15 | Not Present   | None       | None |
| server-16 | Not Present   | None       | None |

## getflexaddr

### Description

Displays enabled/disabled status for the entire chassis. If used with `-i`, the command displays MACs/WWN on a per slot basis.

To use this subcommand, you must have **CMC Login User** privilege.



**NOTE:** If FlexAddress is not activated on the chassis, the command displays server-assigned MAC/WWN addresses. If the slot is empty, the command leaves the server-assigned MAC/WWN addresses blank. If an external console controls the MAC/WWN addresses, the command displays an externally managed message.

### Synopsis

```
racadm getflexaddr [-i <slotNum>]
```

### Input

`-i <slotNum>` — Specifies the slot information to be displayed. `<slotNum>` can be from 1 to 16.

### Output

### Example

#### Example

Display current flex address settings for all slots and fabrics

```
racadm getflexaddr
```

| <code>&lt;Slot#&gt;</code> | <code>&lt;Status&gt;</code> | <code>&lt;Server Presence&gt;</code> |
|----------------------------|-----------------------------|--------------------------------------|
| 1                          | Enabled                     | Present                              |

|    |         |               |
|----|---------|---------------|
| 2  | Enabled | Present       |
| 3  | Enabled | Not Present   |
| 4  | Enabled | Not Present   |
| 5  | Enabled | Present       |
| 6  | Enabled | Not Present   |
| 7  | Enabled | Not Present   |
| 8  | Enabled | Not Present   |
| 9  | Enabled | Not Present   |
| 10 | Enabled | Extension (2) |
| 11 | Enabled | Not Present   |
| 12 | Enabled | Not Present   |
| 13 | Enabled | Extension (5) |
| 14 | Enabled | Not Present   |
| 15 | Enabled | Not Present   |
| 16 | Enabled | Not Present   |

idrac System Disabled

**Display the current flex address setting for slot 1.**

racadm getflexaddr -i 1

Slot-1 server presence = Present

Slot-1 flexaddress enabled = 1

| <Fabric> | <Type>           | <Server-Assigned>              | <Chassis-Assigned>             |
|----------|------------------|--------------------------------|--------------------------------|
| slot1-A1 | Gigabit Ethernet | 00:1C:<br>23:CD:AC:D2 (active) | 00:1E:C9:FF:E3:21              |
|          | iSCSI            | 00:1C:<br>23:CD:AC:D3 (active) | 00:1E:C9:FF:E3:22              |
| slot1-A2 | Gigabit Ethernet | 00:1C:<br>23:CD:AC:D4 (active) | 00:1E:C9:FF:E3:23              |
|          | iSCSI            | 00:1C:<br>23:CD:AC:D5 (active) | 00:1E:C9:FF:E3:24              |
| slot1-B1 | Gigabit Ethernet | 00:1D:09:71:B3:60              | 00:1E:C9:FF:E3:25 (a<br>ctive) |
|          | iSCSI            | 00:1D:09:71:B3:61              | 00:1E:C9:FF:E3:26 (a<br>ctive) |

|          |                  |                         |                                  |
|----------|------------------|-------------------------|----------------------------------|
| slot1-B2 | Gigabit Ethernet | 00:1D:09:71:B3:62       | 00:1E:C9:FF:E3:27 (active)       |
|          | iSCSI            | 00:1D:09:71:B3:63       | 00:1E:C9:FF:E3:28 (active)       |
| slot1-C1 | Fiber Channel 4  | 10:00:00:00:C9:63:51:0E | 20:01:00:1E:C9:FF:E3:29 (active) |
| slot1-C2 | Fiber Channel 4  | 10:00:00:00:C9:63:51:0D | 20:02:00:1E:C9:FF:E3:29 (active) |

## getfanreqinfo

**Description** Displays fan speed request for Servers and Switches in percent (%).  
To use this subcommand, you must have **CMC Login User** privilege.  
This subcommand is not applicable for iDRAC.

**Synopsis** racadm getfanreqinfo

**Input** None

**Output** None

### Example

```
racadm getfanreqinfo
```

```
[Ambient Temperature Fan Request %]
```

```
38
```

```
[Server Module Fan Request Table]
```

| <Slot#> | <Server Name> | <Blade Type> | <Power State> | <Presence>  | <Fan Request %> |
|---------|---------------|--------------|---------------|-------------|-----------------|
| 1       | SLOT-01       | PowerEdgeM60 | ON            | Present     | 33              |
|         |               | 0            |               |             |                 |
| 2       | SLOT-02       | PowerEdgeM90 | ON            | Present     | 35              |
|         |               | 5            |               |             |                 |
| 3       | SLOT-03       | PowerEdgeM71 | ON            | Present     | 44              |
|         |               | 0            |               |             |                 |
| 4       | SLOT-04       | PowerEdgeM61 | ON            | Present     | 46              |
|         |               | 0            |               |             |                 |
| 5       | SLOT-05       | PowerEdgeM61 | ON            | Present     | 46              |
|         |               | 0            |               |             |                 |
| 6       | SLOT-06       | N/A          | N/A           | Not Present | N/A             |
| 7       | SLOT-07       | PowerEdgeM60 | ON            | Present     | 100             |
|         |               | 5            |               |             |                 |

```
fwupdate
```

|    |         |                   |              |             |     |
|----|---------|-------------------|--------------|-------------|-----|
| 8  | SLOT-08 | PowerEdgeM71<br>0 | ON           | Present     | 44  |
| 9  | SLOT-09 | N/A               | N/A          | Not Present | N/A |
| 10 | SLOT-10 | N/A               | Extension(2) | N/A         | N/A |
| 11 | SLOT-11 | N/A               | Extension(3) | N/A         | N/A |
| 12 | SLOT-12 | N/A               | N/A          | Not Present | N/A |
| 13 | SLOT-13 | N/A               | N/A          | Not Present | N/A |
| 14 | SLOT-14 | PowerEdgeM60<br>0 | ON           | Present     | 33  |
| 15 | SLOT-15 | N/A               | N/A          | Not Present | N/A |
| 16 | SLOT-16 | N/A               | Extension(8) | N/A         | N/A |

#### Switch Module Fan Request Table

| <Slot#>  | <Server<br>Name> | <Blade Type>      | <Power<br>State> | <Presence>  | <Fan Request<br>%> |
|----------|------------------|-------------------|------------------|-------------|--------------------|
| 1        | SLOT-01          | PowerEdgeM60<br>0 | ON               | Present     | 33                 |
| 2        | SLOT-02          | PowerEdgeM90<br>5 | ON               | Present     | 35                 |
| 3        | SLOT-03          | PowerEdgeM71<br>0 | ON               | Present     | 44                 |
| 4        | SLOT-04          | PowerEdgeM61<br>0 | ON               | Present     | 46                 |
| 5        | SLOT-05          | PowerEdgeM61<br>0 | ON               | Present     | 46                 |
| 6        | SLOT-06          | N/A               | N/A              | Not Present | N/A                |
| 7        | SLOT-07          | PowerEdgeM60<br>5 | ON               | Present     | 100                |
| fwupdate |                  |                   |                  |             |                    |
| 8        | SLOT-08          | PowerEdgeM71<br>0 | ON               | Present     | 44                 |
| 9        | SLOT-09          | N/A               | N/A              | Not Present | N/A                |
| 10       | SLOT-10          | N/A               | Extension(2)     | N/A         | N/A                |
| 11       | SLOT-11          | N/A               | Extension(3)     | N/A         | N/A                |
| 12       | SLOT-12          | N/A               | N/A              | Not Present | N/A                |

|    |         |                   |               |             |     |
|----|---------|-------------------|---------------|-------------|-----|
| 13 | SLOT-13 | N/A               | N/A           | Not Present | N/A |
| 14 | SLOT-14 | PowerEdgeM60<br>0 | ON            | Present     | 33  |
| 15 | SLOT-15 | N/A               | N/A           | Not Present | N/A |
| 16 | SLOT-16 | N/A               | Extension (8) | N/A         | N/A |

#### Switch Module Fan Request Table

| <IO Name> | <Name>                        | <Type>              | <Presence>  | <Fan Request%> |
|-----------|-------------------------------|---------------------|-------------|----------------|
| Switch-1  | Dell Ethernet<br>Pass-Through | Gigabit<br>Ethernet | Present     | 30             |
| Switch-2  | Dell<br>PowerConnect<br>M6220 | Gigabit<br>Ethernet | Present     | 30             |
| Switch-3  | N/A                           | None                | Not Present | N/A            |
| Switch-4  | N/A                           | None                | Not Present | N/A            |
| Switch-5  | N/A                           | None                | Not Present | N/A            |
| Switch-6  | N/A                           | None                | Not Present | N/A            |

## getioinfo

**Description** Displays general information about the I/O modules on the chassis.  
To use this subcommand, you must have **CMC Login User** privilege.



**NOTE:** The fabric type may be any supported I/O fabric type, such as Ethernet, Fiber Channel, and Infiniband.

**Synopsis** racadm getioinfo

#### Example

racadm getioinfo

| <IO>     | <Name>                              | <Type>              | <Presence>     | <POST> | <Power> | <Role> |
|----------|-------------------------------------|---------------------|----------------|--------|---------|--------|
| switch-1 | Dell<br>Ethernet<br>Passthroug<br>h | Gigabit<br>Ethernet | Present        | OK     | ON      | Master |
| switch-2 | N/A                                 | None                | Not<br>Present | N/A    | N/A     | N/A    |
| switch-3 | Brocade<br>4424                     | Fibre<br>Channel 4  | Present        | OK     | ON      | Master |



|          |     |      |             |     |     |     |
|----------|-----|------|-------------|-----|-----|-----|
| switch-4 | N/A | None | Not Present | N/A | N/A | N/A |
| switch-5 | N/A | None | Not Present | N/A | N/A | N/A |
| switch-6 | N/A | None | Not Present | N/A | N/A | N/A |

## getkvminfo

### Description

Displays iKVM module information.

To use this subcommand, you must have **CMC Login User** privilege.

### Synopsis

racadm getkvminfo

### Example

```
racadm getkvminfo
```

| <i>&lt;module&gt;</i> | <i>&lt;presence&gt;</i> | <i>&lt;model&gt;</i> | <i>&lt;FW Version&gt;</i> | <i>&lt;status&gt;</i> |
|-----------------------|-------------------------|----------------------|---------------------------|-----------------------|
| KVM                   | Present                 | Avocent iKVM Switch  | 00.05.00.04               | Ready                 |

## getled

### Description

Displays the LED settings on a module: blinking, not blinking, or unknown (for empty slots).

To use this subcommand, you must have **Login User** privilege.

### Synopsis

```
racadm getled -m <module>
```

### Input

CMC only options:

-m *<module>* — Specifies the module whose LED settings you want to view.

*<module>* can be one of the following:

- server-nx where n=1-8; x=a,b,c,d
- switch-n where n=1-6
- chassis
- cmc-active

### Output

### Example

For CMC:

- racadm getled -m server-10  
*<module>* *<LED state>* server-10 Blinking
- racadm getled -m chassis  
*<module>* *<LED state>* server-10 Not blinking
- racadm getled -m server-1  
*<module>* *<LED state>* server-1 ON

- `racadm getled -m server-9 <module> <LED state> server-9 Extension(1)`

For iDRAC:

`racadm getled`

LED is blinking

## getmacaddress

**Description** Displays the MAC/WWN addresses for all modules or for a specified module. To use this subcommand, you must have **CMC Login User** privilege.

**Synopsis**

- `racadm getmacaddress [-m <module>] [-t iscsi] [-x]`
- `racadm getmacaddress [-a]`

**Input**

- **-m <module>** — Specifies the module whose MAC address you want to view. *<module>* may be one of the following:  
 server-nx where *n*=1-8 ; *x*= a,b,c,d  
 switch-n where *n*=1-6
- **-t** — Displays the iSCSI MAC addresses for all servers or the specified server if used with -m option.
- **-x** — Displays the extra MACs (Ethernet or iSCSI) for servers with additional LOM MACs and must be used with -m option.
- **-a** — Displays the Ethernet and iSCSI MAC/WWN addresses for all iDRAC/LOMs/mezzanine cards. When FlexAddress is enabled for a particular slot, then the chassis-assigned MAC/WWN address is displayed.

### Example

Display iSCSI MAC addresses for all servers.

```
racadm getmacaddress -t iscsi
```

Display iSCSI MAC for server-1.

```
racadm getmacaddress -m server-1 -t iscsi
```

Display extra iSCSI MACs for server-1 (if available).

```
racadm getmacaddress -m server-1 -t iscsi -x
```

Display MAC for server-1.

```
racadm getmacaddress -m server-1
```

| <Name>   | <Presence>   | <BMC MAC Address> | <NIC1 MAC Address> | <NIC2 MAC Address> |
|----------|--------------|-------------------|--------------------|--------------------|
| server-1 | Present      | 00:11:43:FD:B7:2A | 00:11:43:FD:B7:2A  | 00:11:43:FD:B7:2B  |
| server-9 | Extension(1) | N/A               | 00:11:43:FD:B7:2C  | 00:11:43:FD:B7:2D  |

Display extra MACs for server-1 (if available).

```
racadm getmacaddress -m server-1 -x
```

| <Name>   | <Presence> | <BMC MAC Address> | <NIC1 MAC Address> | <NIC2 MAC Address> |
|----------|------------|-------------------|--------------------|--------------------|
| server-1 | Present    | 00:11:43:FD:B7:2A | 00:11:43:FD:B7:2A  | 00:11:43:FD:B7:2B  |
|          |            |                   | 00:11:43:FD:B7:2C  | 00:11:43:FD:B7:2D  |

racadm getmacaddress

| <Name>    | <Presence>    | <BMC MAC Address> | <NIC1 MAC Address> | <NIC2 MAC Address> |
|-----------|---------------|-------------------|--------------------|--------------------|
| CMC       | Present       | N/A               | 00:1E:4F:1F:3C:58  | N/A                |
| Server-1  | Present       | 00:1E:4F:2A:AF:7B | 00:1E:4F:2A:D3:97  | 00:1E:4F:2A:D3:99  |
| Server-2  | Present       | 00:22:19:D2:1E:84 | N/A                | N/A                |
| Server-3  | Not Present   | N/A               | N/A                | N/A                |
| Server-4  | Present       | 00:18:8B:FF:45:2A | 00:18:8B:FF:AA:02  | 00:18:8B:FF:AA:04  |
| Server-5  | Present       | 00:19:B9:FF:FE:E2 | 00:19:B9:FF:FC:0C  | 00:19:B9:FF:FC:0E  |
| Server-6  | Present       | 00:22:19:D2:1D:D4 | N/A                | N/A                |
| Server-7  | Present       | 00:1E:4F:FF:FC:DC | 00:1E:4F:FF:F0:B0  | 00:1E:4F:FF:F0:B2  |
| Server-8  | Not Present   | N/A               | N/A                | N/A                |
| Server-9  | Not Present   | N/A               | N/A                | N/A                |
| Server-10 | Not Present   | N/A               | N/A                | N/A                |
| Server-11 | Not Present   | N/A               | N/A                | N/A                |
| Server-12 | Not Present   | N/A               | N/A                | N/A                |
| Server-13 | Present       | 00:18:8B:FF:45:26 | 00:18:8B:FF:A9:F2  | 00:18:8B:FF:A9:F4  |
| Server-14 | Present       | 00:22:19:D2:1E:A2 | N/A                | N/A                |
| Server-15 | Extension (7) | N/A               | 00:1E:4F:FF:F0:B4  | 00:1E:4F:FF:F0:B6  |
| Server-16 | Not Present   | N/A               | N/A                | N/A                |

|          |             |     |                   |     |
|----------|-------------|-----|-------------------|-----|
| Switch-1 | Present     | N/A | 00:00:00:00:00:00 | N/A |
| Switch-2 | Present     | N/A | 00:00:00:00:00:00 | N/A |
| Switch-3 | Present     | N/A | 00:00:00:00:00:00 | N/A |
| Switch-4 | Present     | N/A | 00:00:00:00:00:00 | N/A |
| Switch-5 | Present     | N/A | 00:05:1E:08:EB:0B | N/A |
| Switch-6 | Not Present | N/A | N/A               | N/A |

**Display Ethernet and iSCSI MACS of all LOMs/mezzanine cards.**

racadm getmacaddress -a

| <Name>     | <Type>           | <Presence>  | <BMC MAC Address> | <NIC1 MAC Address> | <NIC2 MAC Address> |
|------------|------------------|-------------|-------------------|--------------------|--------------------|
| CMC        | N/A              | Present     | N/A               | 00:1E:4F:1F:3C:58  | N/A                |
| Server-1-A | Gigabit Ethernet | Present     | 00:1E:4F:2A:AF:7B | 00:1E:4F:2A:D3:97  | 00:1E:4F:2A:D3:99  |
|            | iSCSI            | Present     |                   | 00:1E:4F:2A:D3:98  | 00:1E:4F:2A:D3:9A  |
| Server-1-B | Gigabit Ethernet | Present     |                   | Not Installed      | Not Installed      |
|            | iSCSI            | Present     |                   | Not Installed      | Not Installed      |
| Server-1-C | Fibre Channel 4  | Present     |                   | Not Installed      | Not Installed      |
| Server-2-A | Gigabit Ethernet | Present     | 00:22:19:D2:1E:84 | N/A                | N/A                |
|            | iSCSI            | Present     |                   | N/A                | N/A                |
| Server-2-B | Gigabit Ethernet | Present     |                   | Not Installed      | Not Installed      |
|            | iSCSI            | Present     |                   | Not Installed      | Not Installed      |
| Server-2-C | Fibre Channel 4  | Present     |                   | Not Installed      | Not Installed      |
| Server-3   | N/A              | Not Present | N/A               | N/A                | N/A                |


|            |                  |             |                   |                         |                         |
|------------|------------------|-------------|-------------------|-------------------------|-------------------------|
| Server-4-A | Gigabit Ethernet | Present     | 00:18:8B:FF:45:2A | 00:18:8B:FF:AA:02       | 00:18:8B:FF:AA:04       |
|            | iSCSI            | Present     |                   | 00:18:8B:FF:AA:03       | 00:18:8B:FF:AA:05       |
| Server-4-B | Gigabit Ethernet | Not Present |                   | Not Installed           | Not Installed           |
|            | iSCSI            | Present     |                   | Not Installed           | Not Installed           |
| Server-4-C | Fibre Channel 4  | Present     |                   | Not Installed           | Not Installed           |
| Server-5-A | Gigabit Ethernet | Present     | 00:19:B9:FF:FE:E2 | 00:19:B9:FF:FC:0C       | 00:19:B9:FF:FC:0E       |
|            | iSCSI            | Present     |                   | 00:19:B9:FF:FC:0D       | 00:19:B9:FF:FC:0F       |
| Server-5-B | Gigabit Ethernet | Present     |                   | Not Installed           | Not Installed           |
|            | iSCSI            | Present     |                   | Not Installed           | Not Installed           |
| Server-5-C | Fibre Channel 4  | Present     |                   | Not Installed           | Not Installed           |
| Server-6-A | Gigabit Ethernet | Present     | 00:22:19:D2:1D:D4 | N/A                     | N/A                     |
|            | iSCSI            | Present     |                   | N/A                     | N/A                     |
| Server-6-B | Gigabit Ethernet | Present     |                   | Not Installed           | Not Installed           |
|            | iSCSI            | Present     |                   | Not Installed           | Not Installed           |
| Server-6-C | Fibre Channel 4  | Present     |                   | Not Installed           | Not Installed           |
| Server-7-A | Gigabit Ethernet | Present     | 00:1E:4F:FF:FC:DC | 00:1E:4F:FF:F0:B0       | 00:1E:4F:FF:F0:B2       |
|            | iSCSI            | Present     |                   | 00:1E:4F:FF:F0:B1       | 00:1E:4F:FF:F0:B3       |
| Server-7-B | Gigabit Ethernet | Present     |                   | 00:1D:09:72:01:C8       | 00:1D:09:72:01:CA       |
| Server-7-C | Fibre Channel 4  | Present     |                   | 21:00:00:1B:32:0E:CF:34 | 21:01:00:1B:32:2E:CF:34 |
| Server-8   | N/A              | Not Present | N/A               | N/A                     | N/A                     |
| Server-9   | N/A              | Not Present | N/A               | N/A                     | N/A                     |

|             |                  |               |                   |                         |                         |
|-------------|------------------|---------------|-------------------|-------------------------|-------------------------|
| Server-10   | N/A              | Not Present   | N/A               | N/A                     | N/A                     |
| Server-11   | N/A              | Not Present   | N/A               | N/A                     | N/A                     |
| Server-12   | N/A              | Not Present   | N/A               | N/A                     | N/A                     |
| Server-13-A | Gigabit Ethernet | Present       | 00:18:8B:FF:45:26 | 00:18:8B:FF:A9:F2       | 00:18:8B:FF:A9:F4       |
|             | iSCSI            | Present       |                   | 00:18:8B:FF:A9:F3       | 00:18:8B:FF:A9:F5       |
| Server-13-B | Gigabit Ethernet | Present       |                   | 00:1D:09:71:E0:78       | 00:1D:09:71:E0:7A       |
|             | iSCSI            | Present       |                   | 00:1D:09:71:E0:79       | 00:1D:09:71:E0:7B       |
| Server-13-C | Fibre Channel 4  | Present       |                   | 21:00:00:1B:32:0E:EF:30 | 21:01:00:1B:32:2E:EF:30 |
| Server-14-A | Gigabit Ethernet | Present       | 00:22:19:D2:1E:A2 | N/A                     | N/A                     |
|             | iSCSI            | Present       |                   | N/A                     | N/A                     |
| Server-14-B | Gigabit Ethernet | Present       |                   | Not Installed           | Not Installed           |
|             | iSCSI            | Present       |                   | Not Installed           | Not Installed           |
| Server-14-C | Fibre Channel 4  | Present       |                   | Not Installed           | Not Installed           |
| Server-15-A | Gigabit Ethernet | Extension (7) | N/A               | 00:1E:4F:FF:F0:B4       | 00:1E:4F:FF:F0:B6       |
|             | iSCSI            | Extension (7) | N/A               | 00:1E:4F:FF:F0:B5       | 00:1E:4F:FF:F0:B7       |
| Server-15-B | Gigabit Ethernet | Extension (7) | N/A               | 00:1D:09:71:E1:20       | 00:1D:09:71:E1:22       |
|             | iSCSI            | Extension (7) | N/A               | 00:1D:09:71:E1:21       | 00:1D:09:71:E1:23       |
| Server-15-C | Fibre Channel 4  | Extension (7) | N/A               | 21:00:00:1B:32:17:3A:66 | 21:00:00:1B:32:37:3A:66 |
| Server-16   | N/A              | Not Present   | N/A               | N/A                     | N/A                     |
| Switch-1    | None             | Present       | N/A               | 00:00:00:00:00:00       | N/A                     |
| Switch-2    | None             | Present       | N/A               | 00:00:00:00:00:00       | N/A                     |
| Switch-3    | None             | Present       | N/A               | 00:00:00:00:00:00       | N/A                     |

|          |      |             |     |                   |     |
|----------|------|-------------|-----|-------------------|-----|
| Switch-4 | None | Present     | N/A | 00:00:00:00:00:00 | N/A |
| Switch-5 | None | Present     | N/A | 00:05:1E:08:EB:0B | N/A |
| Switch-6 | N/A  | Not Present | N/A | N/A               | N/A |

## getmodinfo

**Description** Displays configuration and status information for all modules or a specified module (server, switch, CMC, fan unit, power supply unit, KVM, or I2C cable) in the chassis. For CMC (only) a power state of "Primary" denotes Active CMC. To use this subcommand, you must have **CMC Login User** privilege.

 **NOTE:** The service tag field is blank for modules that do not have service tags.

**Synopsis** `racadm getmodinfo [-m <module>] [-A]`

### Input

- **-m <module>** — Specifies the module whose configuration and status information you want to view. The default command (no options) displays information about all major components in the chassis.  
 <module> may be any of the following values:  
 server-nx where *n*=1-8; *x* = a,b,c,d  
 — switch-n where n=1-6  
 — CMC-n where n=1-2  
 — fan-n where n=1-9  
 — ps-n where n=1-6  
 — chassis  
 — kvm  
 — io-cable  
 — fpc-cable
- **-A** — Suppresses headers and labels in the output.

### Example


```
racadm getmodinfo -m switch-1
```

```
<module>      <presence>    <pwrState>    <health>      <svcTag> Switch-1
Present              ON              OK CG09074
```

```
racadm getmodinfo
```

```
<module> <presence>    <pwrState>    <health>      <svcTag>
Chassis Present          ON              Not OK        ABC1234
Fan-1    Present          ON              OK
Fan-2    Present          ON              OK
Fan-3    Present          ON              OK
Fan-4    Present          ON              OK
Fan-5    Present          ON              OK
Fan-6    Present          ON              OK
Fan-7    Present          ON              OK
Fan-8    Present          ON              OK
Fan-9    Present          ON              OK
PS-1     Present          Online         OK
PS-2     Not Present      N/A            N/A
```

|           |              |         |     |         |
|-----------|--------------|---------|-----|---------|
| PS-3      | Present      | Online  | OK  |         |
| PS-4      | Not Present  | N/A     | N/A | N/A     |
| PS-5      | Not Present  | N/A     | N/A | N/A     |
| PS-6      | Not Present  | N/A     | N/A | N/A     |
| CMC-1     | Present      | Primary | OK  | N/A     |
| CMC-2     | Not Present  | N/A     | N/A | N/A     |
| Switch-1  | Not Present  | N/A     | N/A | N/A     |
| Switch-2  | Not Present  | N/A     | N/A | N/A     |
| Switch-3  | Not Present  | N/A     | N/A | N/A     |
| Switch-4  | Not Present  | N/A     | N/A | N/A     |
| Switch-5  | Not Present  | N/A     | N/A | N/A     |
| Switch-6  | Not Present  | N/A     | N/A | N/A     |
| Server-1  | Not Present  | N/A     | N/A | N/A     |
| Server-2  | Present      | OFF     | OK  |         |
| Server-3  | Present      | ON      | OK  | S YW    |
| Server-4  | Present      | ON      | OK  |         |
| Server-5  | Present      | ON      | OK  |         |
| Server-6  | Present      | ON      | OK  | 1234567 |
| Server-7  | Present      | ON      | OK  |         |
| Server-8  | Not Present  | N/A     | N/A | N/A     |
| Server-9  | Not Present  | N/A     | N/A | N/A     |
| Server-10 | Extension(2) | N/A     | N/A | N/A     |
| Server-11 | Not Present  | N/A     | N/A | N/A     |
| Server-12 | Present      | ON      | OK  |         |
| Server-13 | Not Present  | N/A     | N/A | N/A     |
| Server-14 | Present      | ON      | OK  | 0000015 |
| Server-15 | Present      | ON      | OK  |         |
| Server-16 | Present      | ON      | OK  |         |
| KVM       | Present      | ON      | OK  |         |
| IO-Cable  | Present      | ON      | OK  | ABC1234 |
| FPC-Cable | Present      | ON      | OK  | ABC1234 |

 **NOTE:** For CMC (only) a power state of "Primary" denotes Active CMC.

## getniccfg

|                    |  |
|--------------------|--|
| <b>Description</b> | Displays the current NIC settings.   |
| <b>Synopsis</b>    | racadm getniccfg   |
| <b>Input</b>       | racadm getniccfg<br>racadm getniccfg -m <module>   |
|                    | where -m must be one of the following values:  |
|                    | <ul style="list-style-type: none"> <li>• chassis<br/>: default state if -m is not specified</li> <li>• server-n<br/>: where n = 1 to 16</li> <li>• server-nx<br/>: where n = 1 to 8; x = a to d (lower case)</li> <li>• switch-n<br/>: where n = 1 to 6</li> </ul> |



**Example**

```
racadm getniccfg  
racadm getniccfg -m <module>
```

**Output**

The **getniccfg** subcommand displays an appropriate error message if the operation is not successful. Otherwise, on success, the output is displayed in the following format:

**IPv4 settings:**


```
NIC Enabled      = 1  
IPv4 Enabled    = 1  
DHCP Enabled    = 1  
IP Address      = 10.35.0.64  
Subnet Mask     = 255.255.255.0  
Gateway        = 10.35.0.1
```

**IPv6 settings:**

```
IPv6 Enabled    = 0  
DHCP6 Enabled  = 1  
IP Address 1   = ::  
Gateway        = ::  
Link Local Address = ::  
IP Address 2   = ::  
IP Address 3   = ::  
IP Address 4   = ::  
IP Address 5   = ::  
IP Address 6   = ::  
IP Address 7   = ::  
IP Address 8   = ::  
IP Address 9   = ::  
IP Address 10  = ::  
IP Address 11  = ::  
IP Address 12  = ::  
IP Address 13  = ::  
IP Address 14  = ::  
IP Address 15  = ::
```

**LOM Status:**

```
NIC Selection   = Dedicated  
Link Detected   = Yes  
Speed           = 10Mb/s  
Duplex Mode     = Half Duplex
```

 **NOTE:** IPv6 information is displayed only if IPv6 is enabled in iDRAC.

 **NOTE:** LOM Status is displayed only for iDRAC on Rack and Tower servers and is not displayed for iDRAC Enterprise on Blade servers.

## getpbinfo

**Description** Displays power budget status information.  
To use this subcommand, you must have **CMC Login User** privilege.

**Synopsis** racadm getpbinfo

### Example

```
racadm getpbinfo
```

```
[Power Budget Status]
System Input Power           = 700 W
Peak System Power           = 0 W
Peak System Power Timestamp  = 01:08:23 01/27/2009
Minimum System Power        = 0 W
Minimum System Power Timestamp = 20:18:30 01/27/2000
Overall Power Health        = Not OK
Redundancy                   = No
System Input Power Cap      = 7928 W
Redundancy Policy           = None
Dynamic PSU Engagement Enabled = No
System Input Max Power Capacity = 0 W
Input Redundancy Reserve    = 0 W
Input Power Allocated to Servers = 0 W
Input Power Allocated to Chassis Infrastructure = 51 watts
Total Input Power Available for Allocation = 0 W
Standby Input Power Capacity = 0 W
```

```
[Chassis Power Supply Status Table]
<Name> <Presence> <Power State> <Input Current> <Input Volts><Output Rating>
      PS1                Online                On
16.1 A                32 V                2360 W
      PS2                Not Present                Slot Empty
N/A                  N/A                  N/A
      PS3                Not Present                Slot Empty
N/A                  N/A                  N/A
      PS4                Not Present                Slot Empty
N/A                  N/A                  N/A
      PS5                Not Present                Slot
Empty                N/A                  N/
A                    N/A
      PS6                Not Present                Slot
Empty                N/A                  N/A
N/A
```

```
[Server Module Power Allocation Table]
<Slot#><Server Name><PowerState><Allocation><Priority><Blade Type>
  1  SLOT-01            N/A            N/A            5
  N/A
  2  SLOT-02            OFF            0 W            5            PowerEdgeM805
  3  SLOT-03            ON             164 W          5            N/A
```

|    |         |               |       |   |               |
|----|---------|---------------|-------|---|---------------|
| 4  | SLOT-04 | ON            | 155 W | 5 |               |
| 5  | SLOT-05 | ON            | 180 W | 5 |               |
| 6  | SLOT-06 | ON            | 180 W | 5 | PowerEdgeM600 |
| 7  | SLOT-07 | ON            | 170 W | 5 |               |
| 8  | SLOT-08 | N/A           | N/A   | 5 | N/A           |
| 9  | SLOT-09 | N/A           | N/A   | 5 | N/A           |
| 10 | SLOT-10 | Extension (2) | N/A   | 5 | N/A           |
| 11 | SLOT-11 | N/A           | N/A   | 5 | N/A           |
| 12 | SLOT-12 | ON            | 125 W | 5 | PowerEdgeM600 |
| 13 | SLOT-13 | N/A           | N/A   | 5 | N/A           |
| 14 | SLOT-14 | ON            | 342 W | 5 | N/A           |
| 15 | SLOT-15 | ON            | 140 W | 5 |               |
| 16 | SLOT-16 | ON            | 125 W | 5 | N/A           |

## getpminfo

### Description

Displays power management status information.

To use this subcommand, you must have **CMC Login User** privilege.

### Synopsis

```
racadm getpminfo
```

### Example

```
racadm getpminfo

[Real-Time Power Statistics]
System Input Power           = 600
W (188 BTU/hr)
Peak System Power           = 600
W (188 BTU/hr)
Peak System Power Start Time =
16:02:10 01/16/2008
Peak System Power Timestamp  =
06:32:55 01/26/2009
Minimum System Power        = 400
W (177 BTU/hr)
Minimum System Power Start Time =
22:43:21 01/21/2008
Minimum System Power Timestamp =
06:32:55 01/26/2009
System Idle Power           = 68 W
(188 BTU/hr)
System Potential Power       = 68 W
(188 BTU/hr)
System Input Current Reading = 31.2
A

[Real-Time Energy Statistics]
System Energy Consumption    = 6.4 kWh
System Energy Consumption Start
Time = 16:02:10 01/16/2008
System Energy Consumption
Timestamp = 16:02:10 01/16/2008

[System Power Status]
Chassis Power State
= ON
```

```

Overall Power Health = OK
Redundancy = No

[System Power Policy Configuration]
System Input Power
Cap                      = 7928 W (7928
BTU/hr |
10%)
Surplus for Peak
Performance              = 7000 W (6130
BTU/hr)
Redundancy Policy
= None
Dynamic PSU Engagement Enabled
= No

[Power Budgeting]
System Input Max Power
Capacity                  = 0 W
Input Redundancy
Reserve                   = 0 W
Input Power Allocated to
Servers                   = 0 W
Input Power Allocated to Chassis
Infrastructure = 51W
Total Input Power Available for
Allocation = 0 W
Standby Input Power
Capacity                  = 0 W

```


## getraclog

**Description** The getraclog command displays RAC log entries. On local racadm, when you run this command, the data is exposed to RACADM as a USB partition and may display a pop up.

**Synopsis** racadm getraclog -i [-A]  
 racadm getraclog [-A] [-o] [-c count] [-s start-record] [--more]

**Input**

- **-c** — Specifies the number of records to display. On local racadm, if this parameter is not specified, by default 100 logs are retrieved.
- **--more** — Displays one screen at a time and prompts the user to continue (similar to the UNIX **more** command).
- **-A** — Displays the output with no headers or labels.
- **-i** — Displays the number of entries in the RAC log.
- **-o** — Displays the output in a single line.
- **-s** — Specifies the starting record used for the display.

 **NOTE:** For CMC: the **-A** and **-o** options are deprecated.

 **NOTE:** If no options are provided, the entire log is displayed.


**Output** The default output display shows the record number, time stamp, source, and description. The timestamp begins at midnight, January 1 and increases until the system boots. After the system boots, the system's timestamp is used.

```

Record:          1
Date/Time:      Dec  8 08:10:11

```

Source: login[433]  
Description: root login from 143.166.157.103

 **NOTE:** For iDRAC Enterprise on Blade Servers, iDRAC Log entries for SystemBoot displayed using the local racadm command racadm gettraclog may not be correctly formatted. For example, some extra characters may be displayed in the **Description** field, or the **Source** field may be empty.

**Example** racadm gettraclog -s 10 -c 2

## getractive


**Description** Displays the current iDRAC time.

**Synopsis**

- racadm getractive [-d]
- racadm getractive [-d] [-z] [-n]

**Input**

- **-d** — Displays the time in the format, `yyyymmddhhmmss.mmmmmms`.
- **-z** — Displays timezone. This option is specific to CMC only.
- **-n** — Displays NTP peer information. This option is specific to CMC only.

 **NOTE:** If no options are provided, the getractive subcommand displays the time in a common readable format.

**Output**

- racadm getractive  
Thu Dec 8 20:15:26 2005
- racadm getractive -d  
20051208201542.000000

**Example**

- racadm getractive  
Thu Dec 8 20:15:26 2005
- racadm getractive -d  
20051208201542.000000

## getredundancymode

**Description**

Displays the redundancy status (Redundant or Non-Redundant) of the CMC.

To use this subcommand, you must have **CMC Login User** privilege.

**Synopsis**

racadm getredundancymode

**Example**

racadm getredundancymode  
Redundant

# getsel

**Description** Displays all sensor event log entries in the DRAC.

**Synopsis**

- `racadm getsel -i [-A]`
- `racadm getsel [-s <start>] [-c <count>] [-A] [-o] [-E] [-R] [--more]`

If no arguments are specified, the entire log is displayed.

**Input**

- **-A** — Specifies output with no display headers or labels.
- **-c** — Provides the number of records to be displayed.
- **-o** — Displays each entry in the SEL in a single line.
- **-s** — Specifies the starting record used for the display.
- **-E** — Displays RAW SEL data with the other data for each entry.
- **-R** — Displays only RAW SEL data for each entry.
- **-i** — Displays the number of entries in the SEL.
- **--more** — Displays one screen at a time and prompts the user to continue (similar to the UNIX **more** command.)



**NOTE:** For CMC: the -A, -E, -o, and -R options are deprecated.

**Output**

```
Record: 12
Date/Time: 11/20/2011 14:19:34
Source: system
Severity: Ok
Description: C: boot completed.
```

**Example**

```
racadm getsel
```

# getsensorinfo

**Description**

Displays status for system sensors.

To use this subcommand, you must have **CMC Login User** privilege.

**Synopsis**

```
racadm getsensorinfo
```

**Examples**

```
racadm getsensorinfo
```

```
<senType> <Num> <sensorName> <status> <reading>
<units> <lc> <uc>
FanSpeed 1 Fan-1 OK 4768 rpm 2344 14500
FanSpeed 2 Fan-2 OK 4873 rpm 2344 14500
FanSpeed 3 Fan-3 OK 4832 rpm 2344 14500
FanSpeed 4 Fan-4 OK 4704 rpm 2344 14500
FanSpeed 5 Fan-5 OK 4833 rpm 2344 14500
FanSpeed 6 Fan-6 OK 4829 rpm 2344 14500
FanSpeed 7 Fan-7 OK 4719 rpm 2344 14500
FanSpeed 8 Fan-8 Not OK 1 rpm 2344 14500
FanSpeed 9 Fan-9 OK 4815 rpm 2344 14500
```

```
<senType> <Num> <sensorName> <status> <reading> <units> <lc>
```

```

<uc>
Temp          1  Ambient_Temp  OK          22      celcius  N/A  40
<senType>    <Num>    <sensorName>  <status>  <AC-OK status>
PWR          1  PS-1      Online    OK
PWR          2  PS-2      Online    OK
PWR          3  PS-3      Online    OK
PWR          4  PS-4      Slot Empty N/A
PWR          5  PS-5      Failed    OK
PWR          6  PS-6      Slot Empty N/A

<senType>    <Num>    <sensorName>  <status>
Cable        1          IO-Cable      OK
Cable        2          FPC-Cable     OK

```

## getslotname

### Description

Displays the name and hostname (if available) of all 16 slots, or of a specified slot (indicated by the slot number) in the chassis. Optionally, this command can be used to find if the slot name or hostname is displayed in the CMC User Interface or with the `getslotname -i <slot ID>` command. If the hostname is not available, the static slot name is used.

To use this subcommand, you must have **CMC Login User** privilege.

### Synopsis

- `racadm getslotname`
- `racadm getslotname -i <slot ID>`
- `racadm getslotname -h`

### Input

- None - Displays the slot name for all 16 slots in the chassis.
- `-i <slot ID>` - specifies the ID of the slot.  
Legal values: 1–16
- `-h` - Specifies whether to use the slot name or the hostname (if available).  
1=use hostnames, 0=use slotnames

### Example

```

racadm getslotname
<Slot #> <Slot Name>      <Host name>
  1      SLOT-01
  2      Webserver01      WXP-8GRB221
  3      Webserver3      WXP-319QWEecet5
  4      SLOT-04
  5      SLOT-05
  6      SLOT-06
  7      SLOT-07

```

```

8      SLOT-08
9      SLOT-09
10     SLOT-10
11     SLOT-11
12     SLOT-12
13     SLOT-13
14     SLOT-14
15     SLOT-15
16     SLOT-16

```

```

racadm getslotname -i 1
Webserver-1

```

## getssninfo

**Description** Displays a list of users that are connected to iDRAC. The following information is displayed:

- Session ID
- Username
- IP address (if applicable)
- Session type (for example, serial or Telnet)
- Login date and time in MM/DD/YYYY HH:MM:SS format



**NOTE:** Based on the Session ID (SSNID) or the user name (User), the iDRAC administrator can close the respective sessions or all the sessions using the, `closesessn` subcommand. For more information, see [closesessn](#).

**Synopsis** `racadm getssninfo [-A] [-u <username> | *]`

**Input**

- **-A** - eliminates the printing of data headers.
- **-u** - The `-u <username>` user name option limits the printed output to only the detail session records for the given user name.

### Examples

```
racadm getssninfo
```

| SSNID | Type | User | IP Address   | Login Date/Time     |
|-------|------|------|--------------|---------------------|
| 6     | GUI  | root | 192.168.0.10 | 04/07/2010 12:00:34 |

```

racadm getssninfo -A
"root" "143.166.174.19" "Telnet" "NONE"

```

```

racadm getssninfo -A -u *
"root" "143.166.174.19" "Telnet" "NONE"
"bob" "143.166.174.19" "GUI" "NONE"

```

## getsvctag

**Description** Displays the service tag of the host system.


**Synopsis** `racadm getsvctag`




|                |                  |
|----------------|------------------|
| <b>Input</b>   | getsvctag        |
| <b>Output</b>  | Y76TP0G          |
| <b>Example</b> | racadm getsvctag |

## getsysinfo

**Description** Displays information related to iDRAC, managed system, and watchdog configuration.


 **NOTE:** The local racadm getsysinfo subcommand on Linux displays the PrefixLength on separate lines for IPv6 Address 2 – IPv6 Address 15 and the Link Local Address.

 **NOTE:** The Hostname and OS Name fields in the **getsysinfo** output display accurate information only if **Dell OpenManage Server Administrator** is installed on the managed system. Else, these fields may be blank or inaccurate. An exception to this are VMware operating system names, which are displayed even if **Server Administrator** is not installed on the managed system.

**Synopsis** racadm getsysinfo [-d] [-s] [-w] [-A] [-c] [-4] [-6]

**Input**

- **-4** - Displays IPv4 settings
- **-6** - Displays IPv6 settings
- **-c** - Displays common settings
- **-d** - Displays iDRAC information
- **-s** - Displays system information
- **-w** - Displays watchdog information
- **-A** - Eliminates the printing of headers/labels

 **NOTE:** If the -w option is not specified, then the other options are used as defaults.

### Output

```
RAC Information:
RAC Date/Time           = 10/27/2009 14:38:00
Firmware Version       = 1.30
Firmware Build         = 20
Last Firmware Update   = 10/26/2009 16:55:08
Hardware Version       = 0.01
MAC Address            = 00:24:e8:2e:c5:d3
```

```
Common settings:
Register DNS RAC Name  = 1
DNS RAC Name          = eval710-08-r
Current DNS Domain    = blr.amer.dell.com
Domain Name from DHCP = 1
```

```
IPv4 settings:
Enabled               = 1
Current IP Address    = 10.94.20.134
Current IP Gateway    = 10.94.20.1
Current IP Netmask    = 255.255.254.0
DHCP Enabled         = 1
Current DNS Server 1  = 163.244.180.39
```

```
Current DNS Server 2 = 163.244.180.40
DNS Servers from DHCP = 1
```

IPv6 settings:

```
Enabled = 1
Current IP Address 1 = ::
Current IP Gateway = ::
Autoconfig = 1
```

```
Link Local IP Address = fe80::224:e8ff:fe2e:c5d3/255
Current IP Address 2 = ::
Current IP Address 3 = ::
Current IP Address 4 = ::
Current IP Address 5 = ::
Current IP Address 6 = ::
Current IP Address 7 = ::
Current IP Address 8 = ::
Current IP Address 9 = ::
Current IP Address 10 = ::
Current IP Address 11 = ::
Current IP Address 12 = ::
Current IP Address 13 = ::
Current IP Address 14 = ::
Current IP Address 15 = ::
```

```
DNS Servers from DHCPv6 = 0
Current DNS Server 1 = ::
Current DNS Server 2 = ::
```

System Information:

```
System Model = PowerEdge R710
System BIOS Version = 1.0.4
Service Tag = 2X2Q12S
Express Svc Code = 39059052868
Host Name = WIN-IHF5D2BF5SN
OS Name = Microsoft Windows Server 2008, Enterprise x64 Edition
System Revision = I
Power Status = ON
```

Embedded NIC MAC Addresses: NIC1

```
Ethernet = 00:24:e8:2e:c5:cb
  iSCSI = 00:24:e8:2e:c5:cc
NIC2 Ethernet = 00:24:e8:2e:c5:cd
  iSCSI = 00:24:e8:2e:c5:ce
NIC3 Ethernet = 00:24:e8:2e:c5:cf
  iSCSI = 00:24:e8:2e:c5:d0
NIC4 Ethernet = 00:24:e8:2e:c5:d1
  iSCSI = 00:24:e8:2e:c5:d2
```

Watchdog Information:

```
Recovery Action = None
Present countdown value = 15 seconds
Initial countdown value = 15 seconds
```

**Examples**

- racadm getsysinfo -A -s  
"System Information:" "PowerEdge 2900" "A08" "1.0" "EF23VQ-0023"  
"Hostname"

```
"Microsoft Windows 2000 version 5.0, Build Number 2195, Service Pack 2"  
"ON"
```

- `racadm getsysinfo -w -s`

```
System Information:  
System Model           = PowerEdge 2900  
System Revision        = I  
System BIOS Version    = 0.2.3  
BMC Firmware Version   = 0.17  
Service Tag           = 48192  
Host Name              = racdev103  
OS Name                = Microsoft Windows Server 2003  
Power Status          = OFF
```

```
Watchdog Information:  
Recovery Action        = None  
Present countdown value = 0 seconds  
Initial countdown value = 0 seconds
```

## gettracelog

**Description** Lists all the trace log entries in the DRAC.

**Synopsis**

- `racadm gettracelog -i [-A]`
- `racadm gettracelog [-s <start>] [-c <count>] [--more] [-A] [-o]`

**Input**

- **-i** - Displays the number of entries in iDRAC trace log.
- **--more** - Displays one screen at a time and prompts the user to continue (similar to the UNIX `more` command).
- **-o** - Displays each entry in a single line.
- **-c** - Specifies the number of records to display.
- **-s** - Specifies the starting record to display.
- **-A** - Does not display headers or labels.



**NOTE:** For CMC: the **-A** and **-o** options are deprecated.

**Output** The default output display shows the record number, timestamp, source, and description. The timestamp begins at midnight, January 1 and increases until the system boots. After the system boots, the system's timestamp is used.

**Example**

```
Record:      1  
Date/Time:   Dec  8 08:21:30  
Source:      ssnmgrd[175]  
Description: root from 143.166.157.103: session timeout  
sid 0be0aef4
```

## getuscversion

**Description** Displays the current USC software version details in iDRAC.

This option is applicable only for iDRAC.

**Synopsis**

```
racadm getuscversion
```

**Example**

```
$ racadm getuscversion  
1.2.3.4
```

## getversion

**Description**

Displays the current software version, model and generation information, and whether or not the target device can be updated.


To use this subcommand, you must have **CMC Login User** privilege.


**Synopsis**

- racadm getversion [-b | -c] [-m <module>]
- racadm getversion -l [-m <module>] [-f <filter>]
- racadm getversion

**Input**

- **(none)** - Displays the version information for all targets or devices.
- **-m <module>** - Specifies the module or device for which you want to retrieve the version information.  
<module> is one of the following:  
server-nx where n=1-8 ; x = a,b,c,d  
— cmc-n where n= 1 or 2. For example, cmc-2.
- **-c** - Displays the server's current CPLD version.
- **-b** - Displays the server's current BIOS version (default is iDRAC version).
- **-l** - Displays the firmware versions of available server components.
- **-f <filter>** - Filters the components. Must be used with -l and be one of the following values:  
bios: BIOS  
— idrac: iDRAC  
— usc: Lifecycle Controller (Unified Server Configurator)  
— diag: 32-bit Diagnostics  
— drivers: OS Driver Package  
— nic-x: Network Interface card. See -l output for possible values of x  
— raid-x: Raid Controller. See -l output for possible values of x

 **NOTE:** The -b, -c and -l options are not available for CMC modules.

 **NOTE:** The -l option requires that the Lifecycle Controller service is enabled on the servers. For version information, see the RACADM Readme available at [support.dell.com/manuals](http://support.dell.com/manuals).

**Example**

- racadm getversion
- racadm getversion -f idrac

**Example**

```
racadm getversion -m server-15  
<server> <iDRAC version> <model name> <Gen> <Updatable>  
server-15 2.00 (Build 10) PowerEdgeM605 iDRAC N  
racadm getversion
```

| <Server> | <iDRAC Version>           | <Blade Type>  | <Gen> | <Updatable> |
|----------|---------------------------|---------------|-------|-------------|
| server-2 | 1.50                      | PowerEdgeM600 | iDRAC | Y           |
| server-3 | 2.10                      | PowerEdgeM610 | iDRAC | Y           |
| server-4 | 1.50                      | PowerEdgeM605 | iDRAC | Y           |
| <CMC>    | <CMC Version>             |               |       | <Updatable> |
| cmc-1    | 2.10.X06.200906<br>080825 |               |       | Y           |

racadm getversion -c

| <Server> | <CPLD Version> | <Blade Type>  |
|----------|----------------|---------------|
| server-1 |                | PowerEdgeM600 |
| server-2 |                | PowerEdgeM805 |
| server-5 | 1.0.0          | PowerEdgeM710 |

racadm getversion -b

| <Server> | <BIOS Version> | <Blade Type>  |
|----------|----------------|---------------|
| server-1 | 2.0.0          | PowerEdgeM605 |
| server-2 | 1.1.0          | PowerEdgeM805 |
| server-5 | 1.1.0          | PowerEdgeM710 |

racadm getversion -l -m server-1

| <Server> | <Component>                 | <Version> | <Install Date> |
|----------|-----------------------------|-----------|----------------|
| server-1 | BIOS                        | 1.2.1     | 2010-11-22     |
|          | iDRAC                       | 3.20      | 2010-11-22     |
|          | USC                         | 1.5.0.667 | 2011-02-05     |
|          | Diagnostics                 | 5144A0    | 2011-02-07     |
|          | OS Drivers                  | 6.3.0.15  | 2010-11-22     |
|          | Broadcom 5709<br>Emb(nic-1) | 5.2.0     | 2011-02-02     |
|          | Broadcom 5709<br>Emb(nic-1) | 5.2.0     | 2011-02-02     |
|          | Broadcom 5709<br>Emb(nic-1) | 5.2.0     | 2011-02-02     |

|                             |             |            |
|-----------------------------|-------------|------------|
| Broadcom 5709<br>Emb(nic-1) | 5.2.0       | 2011-02-02 |
| PERC6 EMB (raid-2)          | 07.01.34.00 | 2011-02-02 |
| BIOS                        | 0.1.7       | Rollback   |
| BIOS                        | 1.2.1       | Reinstall  |
| iDRAC                       | 3.20        | Reinstall  |
| PERC6 Emb (raid-2)          | 07.01.33.00 | Rollback   |
| PERC6 Emb (raid-2)          | 07.01.33.00 | Reinstall  |

```
racadm getversion -l -m server-1 -f bios
```

| <Server> | <Component> | <Version> | <Install Date> |
|----------|-------------|-----------|----------------|
| server-1 | BIOS        | 1.2.1     | 2010-11-22     |

## hwinventory

### Description

Allows the user to display or export current internal hardware inventory or shipped hardware inventory by device.

To use this subcommand, you must have **Login** privilege.

This subcommand is applicable for iDRAC only.

### Synopsis

- racadm hwinventory NIC
- racadm hwinventory NIC.Embedded.1-1-2
- racadm hwinventory NIC.Embedded.1-1-1 --stat -capa

### Input

<FQDD / FQDD Alias> - Specifies the FQDD or FQDD alias of the target device.

FQDD - NIC.Slot.1-2, CPU.Socket.1 or Disk.Virtual.0:RAID.Integrated.1.

### Examples

To view all the NIC devices on managed server:

```
[SH7757 ~]$ racadm hwinventory NIC
NIC FQDD "NIC.Slot.5-2-1" Available
NIC FQDD "NIC.Slot.5-2-2" Available
NIC FQDD "NIC.Slot.5-2-3" Available
NIC FQDD "NIC.Slot.5-2-4" Available
NIC FQDD "NIC.Slot.5-1-1" Available
NIC FQDD "NIC.Slot.5-1-2" Available
NIC FQDD "NIC.Slot.5-1-3" Available
NIC FQDD "NIC.Slot.5-1-4" Available
```

To display the Standard hardware inventory verbose description for the FQDD NIC.Embedded.1-1-2

```
[SH7757 ~]$ racadm hwinventory NIC.Slot.5-2-2
Attributes for NIC FQDD NIC.Slot.5-2-2
Current MAC Address:      B8:AC:6F:B3:BF:13
Vendor ID:                1077
Subvendor ID:            1028
Device ID:                8020
```

```

Subdevice ID:                                045f
Perm iSCSI MAC Address:
Slot Type:                                    b6
Data Bus Width:                               b
Slot Length:                                  4
Perm FCoE MAC Address:
PCI Bus:                                       3
PCI Device:                                    0
PCI Function:                                  0x0001
Update Time:                                   0x4d2920fe
Sync Time:                                     0x0000
Product Name:                                  QLogic CNA Gigabit Ethernet-B8:AC:6F:B3:BF:1
Permanent MAC Address:                        B8:AC:6F:B3:BF:11
WWPN:                                          ½.
Family Version:                               0x00
Controller BIOS Version:                      0x00
EFI Version:                                   0x00
Max Bandwidth:                                0x64
Min Bandwidth:                                 0x00
Current Commit Index:                         0x00
FCoE WWNN:                                    0x00
Vendor Name:                                   0x00
Ports Count:                                  0x00
Number PCIe Functions Supported:              0x00
Number PCIe Functions Enabled:               0x00
Link Duplex:                                   0x0
Link Speed:                                    0
Auto Negotiation:                             0x0
Transmit Flow Control:                        0x0
Receive Flow Control:                         0x0
Media Type:                                    0
Status Flag:                                   0x0
Nic Mode:                                       1
FCoE Offload Mode:                             0
iScsi Offload Mode:                            0
reserved:                                      0x00

```

## ifconfig

### Description

Displays the contents of the network interface table.

To use this subcommand, you must have **Execute Diagnostic Commands or Configure iDRAC** permission.

### Synopsis

```
racadm ifconfig
```

## Example

```
$ racadm ifconfig

eth0      Link encap:Ethernet  HWaddr
00:1D:09:FF:DA:23

                inet addr:10.35.155.136
Bcast:10.35.155.255
Mask:255.255.255.0

                UP BROADCAST RUNNING
MULTICAST  MTU:1500
Metric:1

                RX packets:2550665
errors:0 dropped:0 overruns:0
frame:0

                TX packets:0 errors:0
dropped:0 overruns:0
carrier:0

                collisions:0 txqueuelen:
1000

                RX bytes:272532097
(259.9 MiB) TX bytes:0
(0.0 B)
```

## krbkeytabupload

### Description

Uploads a Kerberos keytab file.

To use this subcommand, you must have **Configure iDRAC** permission.

### Synopsis

```
racadm krbkeytabupload [-f <filename>]
```

<filename> is the name of the file including the path.

### Input

**-f** — Specifies the file name of the keytab to be uploaded. If the file is not specified, the keytab file in the current directory is selected.

### Output

Returns 0 when successful and a non-zero number when unsuccessful.

### Example

```
racadm krbkeytabupload -f c:\keytab
\krbkeytab.tab
```



# lclog

## Description

Allows the user to export the lifecycle log history, and view the lifecycle log for a particular device or category.

To use this subcommand, you must have **Configure iDRAC** permission.

This subcommand is applicable for iDRAC only.



**NOTE:** On Local RACADM, when you run this command, the data is exposed to RACADM as a USB partition. This may display a pop up.

## Synopsis

```
racadm lclog view -i <nNumber of records>  
-a <agent id> -c <category> -s <severity>  
-b <sub-category> -q <sequence no.> -n <number of records>  
-r <start timestamp> -e <end timestamp>
```

## Input

- **-i** — Displays the number of records present in the active log. You cannot use this option with any other option.
- **-a** — The agent ID used to filter the records. Only one agent ID is accepted. The value is case-insensitive. Valid Agent-ID values:
  - UEFI\_SS\_USC
  - CusOsUp
  - UEFI\_Inventory
  - iDRAC
  - UEFI\_DCS
  - SEL
  - RACLOG
  - DE
  - WSMAN
  - RACADM
  - iDRAC\_GUI
- **-c** — The category used to filter the records. Provide multiple categories using a **"**,**"** as the delimiter. The value is case-insensitive. Valid Category values:
  - System
  - Storage
  - Worknotes
  - Config
  - Updates
  - Audit
- **-b** - The subcategory used to filter the records. Provide multiple subcategories using **a** as the delimiter.
- **-q** - The sequence number from which the records must be displayed.
- **-n** - Specifies the n Number of records to be displayed. On Local RACADM, if this parameter is not specified, by default 100 logs are retrieved.
- **-r** - Displays events that have occurred after this time. The time format is yyyy-mm-dd HH:MM:SS. The time stamp must be provided within double quotes.
- **-e** - Displays events that have occurred before this time. The time format is yyyy-mm-dd HH:MM:SS. The time stamp must be provided within double quotes.
- **-f <filename>** - Specifies the file location and name where lifecycle log is exported.
- **-a <name>** - Specifies the FTP Server IP address or FQDN, user name, and password.

- -d *<path>* - Specifies the path to the file on the FTP server.
- -l *<location>* - Specifies the location of the network share or area on file system where lifecycle log is exported. Two types of network shares are supported:
  - SMB mounted path: `://<ipaddress or domain name>/<share_name>/<path_to_image>`
  - NFS mounted path: `<ipaddress>:/<path_to_image>`.
- -u *<user>* — Specifies the user name for accessing the FTP Server, or Domain and User Name for accessing network share location.
- -p *<password>* — Specifies the password for accessing the FTP Server or Share location.
- -s — The severity used to filter the records. Provide multiple severities using a "," as the delimiter. The value is case-insensitive. Valid Severity values:
  - 1. Warning
  - 2. Critical
  - 3. Info
- *<CATEGORY>*— Specifies the category of Lifecycle Log entries to view. Possible values are
  - all
  - iDRAC
  - Inventory
  - ConfigurationService
  - JobControl
  - RemoteUpdate
  - OsDeployment
  - USC
  - Other
- *<Comment>* — User comment string to be inserted in the Lifecycle Controller log



**NOTE:** To view or export the lifecycle log you need **Login to iDRAC** permission only.

### Example

- Display the number of records present in the Life Cycle Log:  
`racadm lclog view -i`
- Display the records added by the iDRAC agent idrac, under the storage category and storage physical disk subcategory, with severity set to warning:  
`racadm lclog view -a idrac -c storage -b pdr -s warning`
- Display the records under storage and system categories with severities set to warning or critical:  
`racadm lclog view -c storage,system -s warning,critical`
- Display the records having severities set to warning or critical, starting from sequence number 4:  
`racadm lclog view -s warning,critical -q 4`
- Display 5 records starting from sequence number 20:  
`racadm lclog view -q 20 -n 5`
- Display all records of events that have occurred between 2011-01-02 23:33:40 and 2011-01-03 00:32:15:  
`racadm lclog view -r "2011-01-02 23:33:40" -e "2011-01-03 00:32:15"`

- Display all the available records from the active Life Cycle Log:  
racadm lclog view

## license

### Description

Manages hardware licenses.

This subcommand is applicable for iDRAC only.

### Synopsis

- racadm license view
- racadm license view [-c <component>]
- racadm license import [-f <licensefile>] -l<location> -c <component>
- racadm license export [-f <license file>] -e <ID> -c <component>
- racadm license delete -e <ID> -l <location> [-f] -c <component> -t <transaction ID>
- racadm license delete -t <transaction ID>
- racadm license delete -e <entitlement ID>
- racadm license delete -c<component>
- racadm license replace -t 1
- racadm license replace -u <username>-p <password> -f <license file name> -l <NFS/CIFS share> -t <transaction ID>

### Input

- **view** — View license information.
- **import** — Installs a new license.
- **export** — Exports a license file.
- **delete** — Deletes a license from the system.
- **replace** — Replaces an older license with the given license file.
- -l <remote share location> — Network share location from where the license file must be imported.  
If the file is on a share, then -u <share user> and -p <share password> must be used.
- -f — Filename or path to the license file
- -e <ID> — Specifies the entitlement ID of the license file to be exported
- -t<ID> — Specifies the transaction ID.
- -c<component> — Specifies the component name on which the license is installed.
- -o — Overrides the End User License Agreement (EULA) warning and imports, replaces or deletes the license.



**NOTE:** License operations the .<licensefile> name should be less than 56 Characters.



**NOTE:** During Remote file share, SSH/telnet supports Import and Export options.



**NOTE:** Only a user with Administrator privileges can use the import, export, delete, and replace commands. You do not need Administrator privileges to use the view command.

## Examples

- View All License Information on System

```
$racadm license view

iDRAC.Embedded.1

    Status                = OK

    Device                = iDRAC.Embedded.1

    Device Description    = iDRAC

    Unique Identifier     =

        License #1

                Status                = OK

                Transaction ID         = 2

                License Description    = iDRAC
Enterprise Evaluation License

                License Type           = EVALUATION

                Entitlement ID         = mDmiPm4dVTPFMB34r2axrNwL

                Expiration             = 2011-11-04T22:00:00
```

- Import a new license to a specific device in a known location

```
$racadm license import -f license.xml -l //shareip/sharename
-u <share user> -p <share user password> -c idrac.embedded.1
```

- Import a license from a CIFS share to a device, in this case Embedded iDRAC:

```
racadm license import -u admin -p passwd -f License.xml
-l //192.168.2.140/licshare -c idrac.embedded.1
```

- Import a license from NFS share to a device, in this case Embedded iDRAC:

```
racadm license import -f Licen.xml -l 192.168.2.14:/share
-c idrac.embedded.1
```

- Import a license by overriding the EULA warning:

```
racadm license import -u admin -p passwd -f License.xml
-l //192.168.2.140/licshare -c idrac.embedded.1 -o
```

- Import a license from the local filesystem using Local RACADM:

```
racadm license import -f License.xml -c idrac.embedded.1
```

- Import a license from the local filesystem using Remote RACADM:

```
racadm license import -f C:\Mylicdir\License.xml -c
idrac.embedded.1
```

- Export a license file.

```
racadm license export -f <filename> -l <share location>
-u <share username> -p <share password> -c iDRAC.Embedded.1
```

Instead of -c, you can use -e <ID> OR -t <ID>

For remote racadm, if filename is not specified, the file(s) are exported to the directory where RACADM is running.

- Export license to a NFS share using transaction ID, in this case transaction 27 :  

```
racadm license export -f License.xml -l 192.168.2.140:/licshare -t 27
```
- Export license to a CIFS share specifying the entitlement ID, in this case abcdxyz :  

```
racadm license export -u admin -p passwd -f License.xml -l //192.168.2.140/licshare -e abcdxyz
```
- Export license to a CIFS share specifying the FQDD. While using the -c option and exporting license(s) from a device, more than one license file may be exported. Therefore if a file name is given, an index is appended to the end of the file name such as LicenseFile0.xml, LicenseFile1.xml and so on. In this case, the device is Embedded iDrac :  

```
racadm license export -u root -p calvin -f LicenseFile.xml -l //192.168.2.140/licshare -c idrac.embedded.1
```
- Delete a license:  

```
$racadm license delete -e B9865F23455DC458
```
- Delete all licenses installed on a particular device:  

```
$racadm license delete -c idrac.embedded.1
```
- Delete licenses on a particular device, in this case Embedded iDRAC:  

```
racadm license delete -c idrac.embedded.1
```
- Delete license using entitlement ID, in this case xYZabcdefg:  

```
racadm license delete -e xYZabcdefg
```
- Delete license using transaction ID, in this case 2:  

```
racadm license delete -t 2
```
- Replace license on a device with a license file on an NFS share using transaction ID. In this case, transaction 27:  

```
racadm license replace -f License.xml -l 192.168.2.140:/licshare -t 27
```
- Replace license on a device with a license file on an CIFS share using transaction ID. In this case, transaction 27:  

```
racadm license replace -u admin -p passwd -f License.xml -l //192.168.2.140/licshare -t 27
```

## netstat

|                    |   |
|--------------------|---|
| <b>Description</b> | Displays the routing table and the current connections.<br>To use this subcommand, you must have <b>Execute Diagnostic Commands</b> permission. |
| <b>Synopsis</b>    | racadm netstat  |

## nicstatistics

|                    |  |
|--------------------|--|
| <b>Description</b> | Displays the statistics for the NIC FQDD in question. FQDD maps to the NIC object keys which racadm uses while calling the Data Manager APIs NIC objects.<br>This subcommand is applicable for iDRAC only. |
| <b>Synopsis</b>    | <ul style="list-style-type: none"> <li>• racadm nicstatistics</li> <li>• racadm nicstatistics &lt;NIC FQDD&gt;</li> <li>• racadm hwinventory NIC.Integrated.1-1</li> </ul>                                 |

## Examples

- Displays the statistics for the NIC FQDD.  
`$racadm nicstatistics <NIC FQDD>`
- Displays the statistics for the integrated NIC.  
`$ racadm nicstatistics NIC.Integrated.1-1`  
Total Bytes Received:0  
Total Bytes Transmitted: 0  
Total Unicast Bytes Received: 0  
Total Multicast Bytes Received: 0  
Total Broadcast Bytes Received: 0  
Total Unicast Bytes Transmitted: 0
- Get the network statistics  
`$ racadm nicstatistics`  
NIC.Slot.5-2-1 : QLogic CNA Gigabit Ethernet-B8:AC:6F:B3:BF:10  
NIC.Slot.5-2-1 : QLogic CNA Gigabit Ethernet-B8:AC:6F:B3:BF:11  
NIC.Slot.5-2-1 : QLogic CNA Gigabit Ethernet-B8:AC:6F:B3:BF:12  
NIC.Slot.5-2-1 : QLogic CNA Gigabit Ethernet-B8:AC:6F:B3:BF:13  
NIC.Slot.5-2-1 : QLogic CNA Gigabit Ethernet-B8:AC:6F:B3:BF:14

## ping

### Description

Verifies that the destination IP address is reachable from iDRAC with the current routing-table contents. A destination IP address is required. An ICMP echo packet is sent to the destination IP address based on the current routing-table contents.

To use this subcommand, you must have **Execute Diagnostic Commands** or **Configure iDRAC** permission.

### Synopsis

```
racadm ping <ipaddress>
```

## ping6

### Description

Verifies that the destination IPv6 address is reachable from iDRAC or CMC or with the current routing-table contents. A destination IPv6 address is required. An ICMP echo packet is sent to the destination IPv6 address based on the current routing-table contents.

To use this subcommand for CMC you must have **Administrator privilege** for CMC and for iDRAC you must have **Execute Diagnostic Commands** or **Configure iDRAC** permission.

### Synopsis

```
racadm ping6 <ipv6address>
```

## Example

```
racadm iping6 10.9.72.254
IPING6 10.9.72.254 (10.9.72.254): 56
data bytes

64 bytes from 10.9.72.254: icmp_seq=0
ttl=121 time=2.9
ms

--- 10.9.72.254 ping statistics ---
1 packets transmitted, 1 packets
received, 0 percent
packet loss

round-trip min/avg/max = 2.9/2.9/2.9 ms
```

# racdump

## Description

Provides a single command to get dump, status, and general iDRAC board information.

For CMC, this subcommand displays the comprehensive chassis status and configuration state information, as well as historic event logs. Used for post deployment configuration verification and during debugging sessions.

To use this subcommand for CMC you must have **Administrator** privilege and for iDRAC you must have **Debug** permission.

## Synopsis

```
racadm racdump
```

## Input

Racdump includes the following subsystems and aggregates the following RACADM commands:

- General System/RAC information - getsysinfo
- Session information - getssinfo
- Sensor information - getsensorinfo
- Switches information (IO Module) - getioinfo
- Mezzanine card information (Daughter card) - getdcinfo
- All modules information - getmodinfo
- Power budget information - getpbinfo
- KVM information - getkvminfo
- NIC information (CMC module) - getniccfg
- Redundancy information - getredundancymode
- Trace log information - gettracelog
- RAC event log - getraclog
- System event log - getsel

## Output

The following information is displayed when the racdump subcommand is processed:

- General system/RAC information
- Coredump
- Session information

- Process information
- Firmware build information

### Example

#### Example

```
racadm racdump
```

```
=====
General System/RAC Information
=====

CMC Information:
CMC Date/Time           = Wed, 28 Nov 2007 11:55:49 PM
Active CMC Version      = X08
Standby CMC Version     = N/A
Last Firmware Update    = Wed Nov 21 21:37:56 2007
Hardware Version        = 2
Current IP Address       = 10.35.155.160
Current IP Gateway       = 10.35.155.1
Current IP Netmask       = 255.255.255.0
DHCP Enabled            = 1
MAC Address              = 00:55:AB:39:10:0F
Current DNS Server 1    = 0.0.0.0
Current DNS Server 2    = 0.0.0.0
DNS Servers from DHCP   = 0
Register DNS CMC Name   = 0
DNS CMC Name             = cmc-servicetag
Current DNS Domain      =

Chassis Information:
System Model             = PowerEdgeM1000eControlPanel
System AssetTag         = 00000
Service Tag             =
Chassis Name            = Dell Rack System
Chassis Location        = [UNDEFINED]
Power Status            = ON

=====
Session Information
=====

Type   User   IP Address   Login Date/Time
SSH    root   10.9.72.252  11/28/2007 23:40:53
KVM    root   169.254.31.30 11/28/2007 18:44:51

=====
Sensor Information
=====

<senType> <Num> <sensorName> <status> <reading> <units> <lc>
<uc>
FanSpeed  1   Fan-1       OK      14495    rpm      7250 14500
FanSpeed  2   Fan-2       OK      14505    rpm      7250 14500
FanSpeed  3   Fan-3       OK      4839     rpm      2344 14500
FanSpeed  4   Fan-4       OK      14527    rpm      7250 14500
FanSpeed  5   Fan-5       OK      14505    rpm      7250 14500
FanSpeed  6   Fan-6       OK      4835     rpm      2344 14500
FanSpeed  7   Fan-7       OK      14521    rpm      7250 14500
```



```
FanSpeed      8      Fan-8      Not OK      1      rpm      7250 14500
FanSpeed      9      Fan-9      OK          4826   rpm      2344 14500
```

```
<senType> <Num> <sensorName> <status> <reading> <units> <lc>
<uc>
Temp          1      Ambient_Temp  OK          21      celcius  N/A  40
```

```
<senType> <Num> <sensorName> <status> <AC-OK status>
PWR         1      PS-1      Online      OK
PWR         2      PS-2      Online      OK
PWR         3      PS-3      Online      OK
PWR         4      PS-4      Slot Empty  N/A
PWR         5      PS-5      Failed      OK
PWR         6      PS-6      Slot Empty  N/A
```

## racreset

### Description

Issues a reset to iDRAC. The reset event is written into iDRAC log.

To use this subcommand for CMC you must have **Chassis Administrator** privilege and for iDRAC you must have **Configure iDRAC** permission.



**NOTE:** When you issue a racreset subcommand, iDRAC may require up to two minutes to return to a usable state.



**NOTE:** You must reboot your system after performing a hard reset of iDRAC.

### Synopsis

```
racadm racreset [hard | soft]
```

### Input

- **hard** - A hard reset performs a deep reset operation on the remote access controller. A hard reset should only be used as a last case resort of resetting iDRAC controller for recovery purposes.
- **soft** - A soft reset performs a graceful reboot operation on the RAC.

### Output

- racadm racreset

RAC reset operation initiated successfully. It may take up to a minute for the RAC to come online again."

- racadm racresetcfg -

The RAC configuration has initiated restoration to factory defaults. Please wait for a minute for this process to complete before accessing the RAC again.

### Example

- Start the iDRAC soft reset sequence.  
racadm racreset
- Start the iDRAC hard reset sequence.  
racadm racreset hard

# racresetcfg

## Description

This subcommand is applicable for iDRAC only.

Deletes your current iDRAC configuration and resets iDRAC and serial configuration to the default settings. After reset, the default name and password is root and calvin, respectively, and the IP address is 192.168.0.120. Only for iDRAC Enterprise on Blade servers, it is IP address plus the number of the slot the server inhabits in the chassis. If you issue racresetcfg from a network client (for example, a supported Web browser, Telnet/ssh, or remote RACADM), you must use the default IP address. The racresetcfg subcommand does not reset the **cfgDNSRacName** object.

To use this subcommand, you must have **Configure iDRAC** permission.



**NOTE:** Certain iDRAC firmware processes need to be stopped and restarted for reset to defaults to complete. iDRAC becomes unresponsive for about 30 seconds while this operation completes

## Synopsis

- `racadm racresetcfg`
- `racadm racresetcfg -f`

## Input

### CMC Only Options

- `-m <module>` - Specifies the device to reset the configuration on *<module>*. *<module>* must be one of the following values:
  - `chassis` : default state if `-m` is not specified
  - `server-nx` where *n*=1-8 ; *x* = a,b,c,d
  - `kvm`

### iDRAC Only Options

- `-f` — Force resetcfg. If any VFlash partition creation or formatting is in progress when this command is issued, iDRAC sends back a warning message indicating the same. You can perform a force reset using this option.

## Example

- Reset the configuration on iDRAC  
`racadm racresetcfg`  
The RAC configuration has initiated restoration to factory defaults.  
Please wait up to a minute for this process to complete before accessing the RAC again.
- Reset the KVM configuration on CMC  
`racadm racresetcfg -m kvm`  
The configuration has initiated restoration to factory defaults.
- Reset blade 8 configuration from CMC  
`racadm racresetcfg -m server-8`  
The RAC configuration has initiated restoration to factory defaults.  
Please wait up to a minute for this process to complete before accessing the RAC again.
- Reset when vFlash Partition creation is in progress  
`racadm racresetcfg`  
A vFlash SD card partition operation is in progress. Resetting the iDRAC may corrupt the vFlash SD card. Use `-f` flag to force racresetcfg.

# raid

**Description** Allows you to execute commands to control RAID arrays.  
To use this subcommand for CMC you must have **Chassis Administrator** privilege and for iDRAC you must have **Configure iDRAC** permission.

**Synopsis** racadm raid

## Example

- Monitor Health of Storage root node

```
racadm raid get status  
Storage Root Node Status : Ok
```

The above command retrieves the controllers keys, (FQDDs.)

- Monitor and Inventory all Controllers connected to the server

```
racadm raid get controllers  
racadm raid get controllers -o
```

The above command is an optimized version and displays the full controller objects along with their keys.

```
racadm raid get controllers -o -p <property names separated by comma>
```

The above command displays the filtered property values for all returned controller objects.

- Monitor and Inventory all batteries connected to the controller

```
racadm raid get batteries --refkey <controller FQDDs  
separated by comma>
```

The above command displays all battery keys connected to the controllers referred as refkeys.

```
racadm raid get batteries --refkey <controller FQDD's  
separated by comma > -o
```

The above command is an optimized version and displays all battery objects for the controller FQDD.

```
racadm raid get batteries --refkey <controller FQDD's  
separated by comma > -o -p <property names separated by comma>
```

The above command is an optimized and filtered version.

```
racadm raid get batteries --refkey <controller FQDD's  
separated by comma > -o -p <property names separated by comma>
```

- Monitor and Inventory all virtual disks connected to the controller

```
racadm raid get vdisks --refkey <controller FQDDs  
separated by comma>
```

The above command displays all vdisk keys connected to the controllers being mentioned as refkeys.

```
racadm raid get vdisks --refkey <controller FQDDs  
separated by comma > -o
```

The above command is an optimized version and displays all vdisk objects for the controller FQDD.

```
racadm raid get <controller > -pending
```

```
Raid.Integrated.1-1  
Raid.Slot.2-1
```

- **Monitor and Inventory all storage enclosures connected to the connector**

```
racadm raid get enclosures --refkey <connector FQDDs
separated by comma>
```

The above command displays all enclosure keys connected to the connectors being mentioned as refkeys.

```
racadm raid get enclosures --refkey <connector FQDDs
separated by comma > -o optimized version.
```

The above command displays all enclosure objects for the connector FQDD.

```
racadm raid get enclosures --refkey <connector FQDD's
separated by comma > -o -p <property names separated by comma>
```

The above command is an optimized and filtered version.

- **Monitor and Inventory all Physical Disks connected to the enclosure /Backplanes**

```
racadm raid get pdisks --refkey <enclosure/Backplane
FQDDs separated by comma>
```

The above command displays all physical disk keys connected to the enclosures being mentioned as refkeys.

```
racadm raid get pdisks --refkey <enclosure/Backplanes
FQDDs separated by comma > -o
```

The above command is an optimized version and displays all disk objects for the enclosure FQDD.

```
racadm raid get pdisks --refkey <enclosure/Backplanes
FQDDs separated by comma > -o -p <property names separated by comma>
optimized and filtered version.
```

- **Monitor and Inventory all Fans connected to the enclosure**

```
racadm raid get fans --refkey <enclosure FQDDs separated
by comma>
```

The above command displays all fan keys connected to the enclosures referred as refkeys.

```
racadm raid get fans --refkey <enclosure FQDDs separated
by comma > -o optimized version.
```

The above command displays all fan objects for the enclosure FQDD.

```
racadm raid get fans --refkey <enclosure FQDDs separated
by comma > -o -p <property names separated by comma> optimized and
filtered version.
```

- **Monitor and Inventory all EMMs connected to the enclosure**

```
racadm raid get emms -refkeys <enclosure FQDDs separated
by comma>
```

The above command will return all EMM keys connected to the enclosures being mentioned as refkeys.

```
racadm raid get emms -refkeys <enclosure FQDDs separated
by comma > -o
```

The above command is an optimized version and displays all EMM objects for the enclosure FQDD.

```
racadm raid get emms -refkeys <enclosure FQDDs separated
by comma > -o -p <property names separated by comma>
```

The above command is an optimized and filtered version.

- **Monitor and Inventory all Temperature Probes connected to the enclosure**

```
racadm raid get temp probes -refkeys <enclosure FQDDs
separated by comma>
```

The above command displays all temperature probe keys connected to the enclosures being mentioned as refkeys.

```
racadm raid get tempprobes -refkeys <enclosure FQDDs  
separated by comma > -o
```

The above command is an optimized version and displays all temperature probe objects for the enclosure FQDD.

```
racadm raid get tempprobes -refkeys <enclosure FQDDs  
separated by comma > -o -p <property names separated by comma>  
optimized and filtered version
```

- Monitor and Inventory all Power Supply Units connected to the enclosure

```
racadm raid get psus --refkey <enclosure FQDD's separated  
by comma>
```

The above command displays all power supply units connected to the enclosures being mentioned as refkeys.

```
racadm raid get psus --refkey <enclosure FQDD's separated  
by comma > -o
```

The above command is an optimized version and displays all power supply units objects for the enclosure FQDD.

```
racadm raid get psus --refkey <enclosure FQDD's separated  
by comma > -o -p <property names separated by comma>
```

The above command is an optimized and filtered version.

## remoteimage

### Description

Connects, disconnects, or deploys a media file on a remote server.  
To use this subcommand, you must have **Administrator** permission.

### Synopsis

```
racadm remoteimage <options>
```

### Input

- **-c** - Connect the image.
- **-d** - Disconnect image.
- **-u** - Username to access the network share.
- **-p** - Password to access the network share.
- **-l** - Image location on the network share; use double quotes around the location.
- **-s** - Display current status; -a is assumed if not specified.

### Example

- ```
racadm remoteimage -c -u "user" -p "pass" -l //shrloc/  
foo.iso
```

Remote Image is now Configured

- ```
racadm remoteimage -d - disconnect
```

Disable Remote File Started. Please check status using -s option to know Remote File Share is ENABLED or DISABLED.

- ```
racadm remoteimage -s - status
```

Remote File Share is Enabled

UserName

Password

ShareName //10.94.161.112/xxx/dtk\_3.3\_73\_Linux.iso

# serveraction

**Description** Enables users to perform power management operations on the host system.  
To use this subcommand, you must have **Execute Server Control Commands** permission.

**Synopsis** `racadm serveraction <action>`

## Input

- `-m <module>` -  
server-nx where  $n=1-8$ ;  $x= a,b,c,d$
- `-a` - Performs action on all servers. Not allowed with the powerstatus action.
- `-f` - Force the action. Required for the reseal action.
- `<action>`- Specifies the action. The options for the `<action>` string are:
  - `graceshutdown` — Performs a graceful shutdown of the server. If the operating system on the server cannot be shutdown cleanly, then this operation will not be performed.
  - `hardreset` — Performs a reset (reboot) operation on the managed system.
  - `powercycle` — Issues a power-cycle operation on the managed system. This action is similar to pressing the power button on the system's front panel to power down and then power up the system.
  - `powerdown` — Powers down the managed system.
  - `powerup` — Powers up the managed system.
  - `powerstatus` — Displays the current power status of the server (ON or OFF).
  - `reseal` — Performs virtual reseal of the server. This operation simulates resealing the blade by resetting the iDRAC on that blade.

 **NOTE:** The action **powerstatus** is not allowed with `-a` option.

**Output** Displays an error message if the requested operation fails, or a success message if the operation is completed.

## Example

- Power Down Blade 16 from the CMC  
`racadm serveraction -m server-16 powerdown`  
Server power operation successful
- Power Down Blade from iDRAC  
`racadm serveraction powerdown`  
Server power operation successful
- Power Down Blade 16 from CMC when Power is already Off on that blade  
`racadm serveraction -m server-16 powerdown`  
Server is already powered OFF.
- Power Down Blade from iDRAC when Power is already off on that blade.  
`racadm serveraction powerdown`  
Server is already powered OFF
- Get Power Status of blade 16 on CMC  
`racadm serveraction -m server-16 powerstatus`  
ON
- Get Power Status on iDRAC  
`racadm serveraction powerstatus`  
Server Power Status: ON
- Reseat blade 2 on CMC  
\$ `racadm serveraction -m server-2 reseal -f`

Server power operation successful

- Explanation of Support  
iDRAC Needs to support graceful shutdown  
The support of address individual blades is expected on the CMC

## set

### Description

Allows the user to set the value of configuration objects on a device.

To use this subcommand, you must have **Configure** privilege.

This subcommand is applicable for iDRAC only.

### Synopsis

- `racadm set -f <filename>`
- `racadm set <FQDD|FQDD Alias>[.<index>][.<group>][.<index>][.<object>] <value>`

### Input

- `<FQDD | FQDD Alias>`
- `<group>` — Specifies the group containing the object that is to be written.
- `<object>` — Specifies the object name of the value to be written.
- `<index>` — This is specified where FQDDs, FQDD Alias' or Groups need to be indexed.
- `-f <filename>` — This option enables set to configure the device from a file specified by `<filename>`. This option is not supported in the Firmware RACADM interface.-

### Output

- Object value modified successfully
- Failure message indicating reason for failure.

### Example

- Configure the iDRAC using a file  

```
$ racadm set -f myrac.cf
```

  
g
- Configure LCD String  

```
$ racadm set system.lcd.LCDUserString test
```

  
Object value modified successfully

## setassettag

### Description

Sets the N-byte ASCII asset tag for the chassis.

To use this subcommand, you must have **Administrator** privilege.

### Synopsis

```
racadm setassettag -m chassis <asset tag>
```

### Input

`-m <module>` — Specifies the module whose asset tag you want to set.

Legal value: chassis

You can obtain the same output if you do not include this option, as there is only one legal value.


`<assettag>` is a maximum of 64 non-extended ASCII characters.

### Example


- `racadm setassettag -m chassis 783839-33`

- `racadm setassettag 783839-33`  
The asset tag was changed successfully.

## setchassisname

|                    |                                                                                                                                                                                                                 |
|--------------------|-----------------------------------------------------------------------------------------------------------------------------------------------------------------------------------------------------------------|
| <b>Description</b> | Sets the name of the chassis in the LCD.<br>To use this subcommand, you must have <b>Administrator</b> privilege.                                                                                               |
| <b>Synopsis</b>    | <code>racadm setchassisname &lt;name&gt;</code><br> <b>NOTE:</b> Chassisname is a maximum of 64 non-extended ASCII characters. |
| <b>Example</b>     | <code>racadm setchassisname dellchassis-1</code><br>The chassis name was set successfully.                                                                                                                      |

## setflexaddr

|                    |                                                                                                                                                                                                                                                                                                                                                                                                                                                                                                                                                                                                                                                                                |
|--------------------|--------------------------------------------------------------------------------------------------------------------------------------------------------------------------------------------------------------------------------------------------------------------------------------------------------------------------------------------------------------------------------------------------------------------------------------------------------------------------------------------------------------------------------------------------------------------------------------------------------------------------------------------------------------------------------|
| <b>Description</b> | Enables/disables FlexAddress on a particular slot/fabric.<br>To use this subcommand, you must have <b>Chassis Configuration Administrator</b> privilege.<br>If the fabric type is determined to be Infiniband, the operation is canceled and the command returns an error. If the FlexAddress feature is not activated, the command returns an error.<br> <b>NOTE:</b> The server must be powered off to change the slot state. All servers must be powered off to change the fabric state. The MAC/WWN addresses must be managed locally (not by an external console) to use this command. |
| <b>Synopsis</b>    | <code>racadm setflexaddr [-i &lt;slot#&gt; &lt;state&gt;]</code><br><code>[-f &lt;fabricName&gt; &lt;state&gt;]</code><br><code>&lt;slot#&gt; = 1 to 16</code><br><code>&lt;fabricName&gt; = A, B, C</code><br><code>&lt;state&gt; = 0 or 1</code><br>where <b>0</b> is disable and <b>1</b> is enable.                                                                                                                                                                                                                                                                                                                                                                        |
| <b>Input</b>       | <ul style="list-style-type: none"> <li>• <code>-i &lt;slot#&gt; &lt;state&gt;</code> — Enables/disables FlexAddress for the specified slot.</li> <li>• <code>-f &lt;fabricName&gt; &lt;state&gt;</code> — Enables/disables FlexAddress for the specified fabric.</li> </ul>                                                                                                                                                                                                                                                                                                                                                                                                    |
| <b>Example</b>     | <ul style="list-style-type: none"> <li>• <code>racadm setflexaddr -i 1 0</code><br/>Slot 1 FlexAddress state set successfully</li> <li>• <code>racadm setflexaddr -f A 1</code><br/>Fabric A FlexAddress state set successfully</li> <li>• <code>racadm setflexaddr -f idrac 1</code></li> </ul>                                                                                                                                                                                                                                                                                                                                                                               |



# setled

## Description

Sets the state (blinking or not blinking) of the LED on the specified module.

To blink or unblink the chassis, I/O modules or the CMC, you must have **Debug Administrator** privilege on CMC. To enable the servers to blink or unblink, you must have **Server Administrator** or **Debug Administrator** privilege on CMC. To use this subcommand for iDRAC, you must have **Configure iDRAC** permission.

## Synopsis

For iDRAC:

```
racadm setled -l <ledState>
```

For CMC:

```
racadm setled -m <module> -l <ledState>
```

## Input

- -m <module> - Specifies the module whose LED you want to configure.  
<module> can be one of the following:
  - server-nx where n=1-8 ; x= a,b,c,d
  - switch-n where n=1-6
  - cmc-active
  - chassis

This option is applicable for CMC only.

- -l <ledstate> - Specifies whether the LED should blink.  
<ledstate> can be one of the following:
  - 0 — no blinking
  - 1 — blinking

## Example

For CMC:

- racadm setled -m server-1 -l 1  
LED state was set successfully.



**NOTE:** The setled command generates an error when used on the extension slot of a multi-slot server.

- racadm setled -m server-9 -l 1  
ERROR: Server in slot 9 is an extension of the server in slot 1.

For iDRAC:

```
racadm setled -l 1
```

```
LED state was set successfully.
```

## setniccfg

### Description

Sets the iDRAC IP address. It displays an error message if the requested operation could not be performed, or a success message if the operation is completed successfully.

To use this subcommand, you must have **Configure iDRAC** permission.



**NOTE:** The terms NIC and Ethernet management port may be used interchangeably.

### Synopsis

- `racadm setniccfg -d`
- `racadm setniccfg -d6`
- `racadm setniccfg -s <IPv4Address> <netmask> <IPv4 gateway>`
- `racadm setniccfg -s6 <IPv6 Address> <IPv6 Prefix Length> <IPv6 Gateway>`
- `racadm setniccfg -o`

### Input

- `-d` — Enables DHCP for the NIC (default is DHCP disabled.)
- `-d6` — Enables AutoConfig for the NIC. It is enabled by default.
- `-s` — Enables static IP settings. The IPv4 address, netmask, and gateway can be specified. Otherwise, the existing static settings are used. *<IPv4Address>*, *<netmask>*, and *<gateway>* must be typed as dot-separated strings.  
`racadm setniccfg -s 192.168.0.120 255.255.255.0 192.168.0.1`
- `-s6` — Enables static IPv6 settings. The IPv6 address, Prefix Length, and the IPv6 Gateway can be specified.
- `-o` — Enable or disable NIC.

### Example

- `racadm setniccfg -s 192.168.0.120 255.255.255.0 192.168.0.1`
- `racadm setniccfg -d`
- `racadm setniccfg -d6`

## setractime

### Description

Sets the date and time on the CMC.

To use this subcommand, you must have **Administrator** privilege.

This command is applicable only for CMC.


### Synopsis

- `racadm setractime -d <yyyymmddhhmmss.mmmmmmssoff>`
- `racadm setractime -l YYYYMMDDhhmmss`
- `racadm setractime -z {?|timezone|timezone-prefix*}`


### Input

- `-d` — Sets the time in the string `yyyymmddhhmmss.mmmmmmssoff` where: `yyyy` is the year

- mm is the month
- dd is the day
- hh is the hour
- mm is the minutes
- ss is the seconds
- mmmmm is the number of microseconds
- s is a + (plus) sign or a - (minus) sign, which indicates the sign of the offset
- off is the offset in minutes

 **NOTE:** The off is the offset in minutes from GMT and must be in 15-minute increments. The timezone is represented as an offset from GMT, and the clock does not automatically adjust to daylight savings time (for '-d' option).

- -z <zone> - Sets the time zone by name or index, or lists possible time zones. For example, PST8PDT (Western United States), 294 (Seoul), 344 (Sydney). <zone> may be:
  - <?> lists the major timezone names/prefixes
  - <timezone> is the case-sensitive name of your timezone or the index listed by '-z timezone-prefix\*'.
  - <timezone-prefix\*> is a prefix of one or more timezones, followed by '\*'.

 **NOTE:** The timezone/daylight savings time is fully supported for '-l' and '-z' options. Omit the '-l' option to set the timezone only (eg. '-z US/Central').

- -l — Sets the local date and time in the string yyymmddhhmmss where:
  - yyyy is a the year
  - mm is the month
  - dd is the day
  - hh is the hour
  - mm is the minute
  - ss is the second
 — Setting the time using the -l and -z options is recommended. This command format allows the CMC to fully support local time zones, including the ability to automatically adjust the CMC time to the local Daylight Savings Time.

## Example

The setrtime subcommand supports dates ranging from 1/1/1970 00:00:00 through 12/31/2030 23:59:59. To set the local time to October 24, 2007 at 3:02:30 PM:

```
racadm setrtime -l 20071024150230
```

The time was set successfully.

## setslotname

### Description

Displays the name and hostname (if available) of all 16 slots, or of a specified slot (indicated by the slot number) in the chassis. Optionally, this command can be used to set whether the slot name or hostname is displayed in the CMC User Interface or with the **getslotname -i <slot ID>** command. If the hostname is not available, the static slot name is used.

To use this subcommand, you must have **Administrator** privilege.

For rules for selecting slot names, see the "Editing Slot Names" section in the *Dell Chassis Management Controller User Guide*.



**NOTE:** The OMSA server agent must be present and running on the server to use the Display Hostname feature. If the agent is not running, the setting is ignored. For more information, see the *Dell OpenManage Server Administrator User's Guide* at [support.dell.com/manuals](http://support.dell.com/manuals).

### Synopsis

```
racadm setslotname -i <slotID>  
<slotname>
```

```
racadm setslotname -h <enabled>
```

### Input

- *<slotID>* — Displays the location of the slot in the chassis.  
Legal values: 1–16
- *<slotname>* — The new name to be assigned to the slot.
- *<enabled>* — Sets whether the server's hostname is used for display purposes.  
Legal values: 0, 1

### Example

```
racadm setslotname -i 3 mserver3
```

The slot name was set successfully.

## setsysinfo

### Description

Sets the name or location of the chassis.

To use this subcommand, you must have **Administrator** privilege.

This command is applicable only for CMC.

### Synopsis

```
racadm setsysinfo [-c chassisname|  
chassislocation]  
<string>
```

### Input

- *<string>* — Indicates a maximum of 64 non-extended ASCII chassis name or location.

- **-c** — Sets the chassis name or location.

**Example**

```
racadm setsysinfo -c chassisname "Dell Rack System"
```

The chassis name was set successfully.

## sshpkauth

**Description**

Enables you to upload and manage up to 4 different SSH public keys per user. You can upload a key file or key text, view keys, or delete keys.

This command has three mutually exclusive modes—upload, view, and delete that are determined by the options.

**Upload**

The upload mode allows you to upload a keyfile or to copy the key text on the command line. You cannot upload and copy a key at the same time.

Local and Remote RACADM:

```
racadm sshpkauth -i <2 to 16> -k <1 to 4> -f <filename>
```

```
racadm sshpkauth -i <2 to 16> -k <1 to 4> -t
```

```
<key-text>
```

Telnet/ssh/serial RACADM:

```
racadm sshpkauth -i <2 to 16> -k <1 to 4> -t
```

```
<key-text>
```

**View**

The view mode allows the user to view a key specified by the user or all keys.

```
racadm sshpkauth -i <2 to 16> -v -k <1 to 4>
```

```
racadm sshpkauth -i <2 to 16> -v -k all
```

**Delete**

The delete mode allows the user to delete a key specified by the user or all keys.

```
racadm sshpkauth -i <2 to 16> -d -k <1 to 4>
```

```
racadm sshpkauth -i <2 to 16> -d -k all
```

```
racadm sshpkauth
```

**Synopsis**

**Input**

- **-i <user index>** - Index for the user. *<user index>* must be between 2 to 16 on iDRAC.
- **-k [<key index> | all]** - Index to assign the PK key being uploaded. *all* only works with the -v or -d

options. *<key index>* must be between 1 to 4 or *all* on iDRAC.

- **-t** *<PK Key Text>* - Key text for the SSH Public key.
- **-f** *<filename>* - File containing the key text to upload. The -f option is not supported on Telnet/ssh/serial RACADM.
- **-v** - View the key text for the index provided.
- **-d** - Delete the key for the index provided.

## Examples

### Upload an invalid key to iDRAC User 2 in the first key space using a string:

```
$ racadm sshpkauth -i 2 -k 1 -t "This is invalid key Text"
```

```
ERROR: Key text appears to be corrupt
```

### Upload a valid key to iDRAC User 2 in the first key space using a file:

```
$ racadm sshpkauth -i 2 -k 1 -f pkkey.key
```

```
Key file successfully uploaded.
```

### Get all keys for User 2 on iDRAC:

```
$ racadm sshpkauth -v -i 2 -k all
```

```
***** User ID 2 *****
```

```
Key ID 1:
```

```
ssh-rsa AAAAB3NzaC1yc2EAAAABIwAAAIEAzzy+k2nnpnKqVEXGXIZo0sbR6JgA5YNbWs3ekoxXV
fe3yJVpVc/5zrrr7XrwKbJAJTqSw8Dg3iR4n3vUaP
+lPHmUv5Mn55Ea6LHUs1AXFqXmOd1Thd
wilU2VLw/iRH1ZymUFnut8ggbPQgqV2L8bsUaMqb5PooIIvV6hy4isCNJU=
1024-bit RSA, converted from OpenSSH by xx_xx@xx.xx
```

```
Key ID 2:
```

```
Key ID 3:
```

```
Key ID 4:
```

## sslcertdownload

### Description

Downloads an SSL certificate from iDRAC to the client's file system.

To use this subcommand, you must have **Configure iDRAC** permission.

### Synopsis

```
racadm sslcertdownload -t <type> [-f <filename>]
```

### Input

- **-t** — Specifies the type of certificate to download, either the CA certificate for Directory Service or the server certificate.  
1 = server certificate  
2 = CA certificate for Directory Service

- **-f**— Specifies the file name of the certificate to be downloaded.

**Output** Returns 0 when successful and a nonzero number when unsuccessful.

**Example** `racadm sslcertdownload -t 1 -f c:\cert\cert.txt`

## sslcertupload

**Description** Uploads a custom SSL server or CA certificate for Directory Service from the client to iDRAC.  
To use this subcommand, you must have **Configure iDRAC** permission.

**Synopsis** `racadm sslcertupload -t <type> [-f <filename>]`

**Input**

- **-t**— Specifies the type of certificate to upload, either the CA certificate for Directory Service or the server certificate.
  - 1 = server certificate
  - 2 = CA certificate for Directory Service
- **-f**— Specifies the file name of the certificate to be uploaded.
- **-e**— Allows for upload of multiple certificate format types.
  - 1 = Base64
  - 2 = PKCS12
 The current release does not support this option.
- **-p**— Pin for decrypting the PKCS12 file uploaded. If *<format type>* is selected as 2 it is mandatory to specify -p option. The current release does not support this option.

**Output** The sslcertupload command returns 0 when successful and returns a nonzero number when unsuccessful.

**Example** `racadm sslcertupload -t 1 -f c:\cert\cert.txt`

## sslcertview

**Description** Displays the SSL server or CA certificate that exists on iDRAC.  
To use this subcommand, you must have **iDRAC Login Privilege**.

**Synopsis** `racadm sslcertview -t <type> [-A]`

**Input**

- **-t** - Specifies the type of certificate to view, either the CA certificate or server certificate.
  - 1 = server certificate

- 2 = CA certificate for Directory Service
- -A — Prevents printing headers/labels.

**Output**

```
racadm sslcertview -t 1
```

```
Serial Number      00
```

**Subject Information:**

```
Country Code (CC)  US
State (S)          Texas
Locality (L)       Round Rock
Organization (O)   Dell Inc.
Organizational Unit (OU) Remote Access Group
Common Name (CN)   iDRAC Default certificate
```

**Issuer Information:**

```
Country Code (CC)  US
State (S)          Texas
Locality (L)       Round Rock
Organization (O)   Dell Inc.
Organizational Unit (OU) Remote Access Group
Common Name (CN)   iDRAC Default certificate
Common Name (CN)   iDRAC Default certificate
Valid From         Jul 8 16:21:56 2005 GMT
Valid To           Jul 7 16:21:56 2010 GMT
```



```

racadm sslcertview -t 1 -A
00
US
Texas
Round Rock
Dell Inc.
Remote Access Group
iDRAC default certificate
US
Texas
Round Rock
Dell Inc.
Remote Access Group
iDRAC default certificate
Jul 8 16:21:56 2005 GMT
Jul 7 16:21:56 2010 GMT

```

## sslcsrgen

### Description

Generates and downloads a CSR file to the client's local file system. The CSR can be used for creating a custom SSL certificate that can be used for SSL transactions on iDRAC.

To use this subcommand, you must have **Configure iDRAC** permission.

### Synopsis

```

racadm sslcsrgen [-g] [-f <filename>]
racadm sslcsrgen -s

```

### Input

- **-g** — Generates a new CSR.
- **-s** — Returns the status of a CSR generation process (generation in progress, active, or none).
- **-f** — Specifies the filename of the location, *<filename>*, where the CSR is downloaded.
- **-t** — Specifies the type of certificate to view, either the CA certificate or server certificate.
  - 1 = webserver CSR — Enables you to generate a CSR for the webcertificate server certificate.



**NOTE:** If the **-f** option is not specified, the filename defaults to `sslcsr` in your current directory.

### Output


If no options are specified, a CSR is generated and downloaded to the local file system as `sslcsr` by default. The **-g** option cannot be used with the **-s** option, and the **-f** option can only be used with the **-g** option.


The `sslcsrngen -s` subcommand returns one of the following status codes:

- CSR was generated successfully.
- CSR does not exist.

**Example**

```
racadm sslcsrngen -s  
or  
racadm sslcsrngen -g -f c:\csr  
\csrtest.txt
```

 **NOTE:** Before a CSR can be generated, the CSR fields must be configured in the RACADM `cfgRacSecurity` group. For example: `racadm config -g cfgRacSecurity -o cfgRacSecCsrCommonName MyCompany`

 **NOTE:** In telnet/ssh console, you can only generate and not download the CSR file.

## sslkeyupload

**Description**

Uploads SSL key from the client to iDRAC. To use this subcommand, you must have **Configure iDRAC** permission.

**Synopsis**

```
racadm sslkeyupload -t <type> -f  
<filename>
```

**Input**

- **-t**— Specifies the key to upload.  
1 = SSL key used to generate the server certificate
- **-f**— Specifies the file name of the SSL key to be uploaded.

**Output**

Returns 0 when successful and a nonzero number when unsuccessful.

**Example**

```
racadm sslkeyupload -t 1 -f c:  
\sslkey.txt
```

## sslresetcfg

**Description**

Restores the web-server certificate to factory default and restarts web-server. The certificate takes effect 30 seconds after the command is entered.


To use this subcommand, you must have **Chassis Configuration Administrator** privilege for CMC and **Configure iDRAC** permission for iDRAC.

**Synopsis**

```
racadm sslresetcfg
```

**Example**

```
$ racadm sslresetcfg  
  
Certificate generated successfully and  
webserver restarted.
```


 **NOTE:** For more information on managing SSL certificates, see the “Securing CMC Communications Using SSL and Digital Certificates” section in the *Dell Chassis Management Controller User Guide*.

## testemail

|                    |                                                                                                                                                                                                                                                                                                                                                                                                                                                                                                                                                                                                                                                                                                                                                                                                                                                                                                                                             |
|--------------------|---------------------------------------------------------------------------------------------------------------------------------------------------------------------------------------------------------------------------------------------------------------------------------------------------------------------------------------------------------------------------------------------------------------------------------------------------------------------------------------------------------------------------------------------------------------------------------------------------------------------------------------------------------------------------------------------------------------------------------------------------------------------------------------------------------------------------------------------------------------------------------------------------------------------------------------------|
| <b>Description</b> | Sends a test e-mail from iDRAC to a specified destination. Prior to executing the test e-mail command, make sure that the SMTP server is configured and the specified index in the <b>RACADM cfgEmailAlert</b> group is enabled and configured properly. See <a href="#">cfgEmailAlert</a> for more information.                                                                                                                                                                                                                                                                                                                                                                                                                                                                                                                                                                                                                            |
| <b>Synopsis</b>    | <code>racadm testemail -i &lt;index&gt;</code>                                                                                                                                                                                                                                                                                                                                                                                                                                                                                                                                                                                                                                                                                                                                                                                                                                                                                              |
| <b>Input</b>       | <code>-i</code> — Specifies the index of the e-mail alert to test.                                                                                                                                                                                                                                                                                                                                                                                                                                                                                                                                                                                                                                                                                                                                                                                                                                                                          |
| <b>Output</b>      | Success: Test e-mail sent successfully<br>Failure: Unable to send test e-mail                                                                                                                                                                                                                                                                                                                                                                                                                                                                                                                                                                                                                                                                                                                                                                                                                                                               |
| <b>Example</b>     | Commands for the <b>cfgEmailAlert</b> group: <ul style="list-style-type: none"><li>• <b>Enable the alert</b> —<br/><code>racadm config -g cfgEmailAlert -o<br/>cfgEmailAlertEnable -i 1</code><br/>1</li><li>• <b>Set the destination e-mail address</b> —<br/><code>racadm config -g cfgEmailAlert -o<br/>cfgEmailAlertAddress -i 1 user1@mycompany.co<br/>m</code></li><li>• <b>Set the custom message that is sent to the destination e-mail address</b> —<br/><code>racadm config -g cfgEmailAlert -o<br/>cfgEmailAlertCustomMsg -i 1 "This is a test!"</code></li><li>• <b>Make sure that the SMTP IP address is configured properly</b> —<br/><code>racadm config -g cfgRemoteHosts -o<br/>cfgRhostsSmtpServerIpAddr 192.168.0.152</code></li><li>• <b>View the current e-mail alert settings</b> —<br/><code>racadm getconfig -g cfgEmailAlert -i &lt;index&gt;</code></li></ul> where <i>&lt;index&gt;</i> is a number from 1 to 4. |

## testfeature

The following tables describe the **testfeature** subcommand options.

| Option               | Description                                                                                                                                                                                                                                                                                                                                                                                                         |
|----------------------|---------------------------------------------------------------------------------------------------------------------------------------------------------------------------------------------------------------------------------------------------------------------------------------------------------------------------------------------------------------------------------------------------------------------|
| <b>-f</b> <feature>  | Specifies the feature name. <b>testfeature</b> supports the following features: <ul style="list-style-type: none"> <li>• ad — Tests Active Directory configuration using simple authentication (user name and password)</li> <li>• adkrb — Tests Active Directory configuration using Kerberos authentication</li> <li>• ldap — Tests LDAP configuration and operation (requires user name and password)</li> </ul> |
| <b>-u</b> <username> | The user name specified in an appropriate format for the selected authentication method. That is, Active Directory users are specified as user_name@domain_name.                                                                                                                                                                                                                                                    |
| <b>-p</b> <password> | The password for the indicated user account.                                                                                                                                                                                                                                                                                                                                                                        |
| <b>-d</b> <bitmask>  | A bitmask (specified as a hexadecimal value) to select various diagnostic messaging levels. This option is optional. <p> <b>NOTE:</b> -d option is not supported with the remote racadm interface.</p>                                                                                                                             |

## Subcommands


### testfeature -f ad

#### Description

Tests Active Directory configuration using simple authentication (user name and password). Use the optional **-d** switch to obtain additional diagnostic information, as needed.

This subcommand when executed performs the following:

- Checks command syntax.
- Verifies whether the required system resources are available.
- Validates Active Directory configuration.
- Verifies the SSL certificate and if the certificate signing request (key) exists.
- Acquires LDAP and Global Catalog Service records from DNS.
- Acquires user privileges from the Active Directory server.
- Checks the time to acquire user privileges with the allotted time to login.

 **NOTE:** In the event of an error, the command displays the test that failed and all the tests performed earlier to the test that failed, including all the error messages.

#### Synopsis

```
testfeature -f ad -u <username> -p
<password>
[-d <diagnostic-message-level>]
```

#### Example

- testfeature -f ad -u user@domain -p secret  
SUCCESSFUL: User permissions are xxxxxppp

The last three digits are the user's permissions.

- `testfeature -f adkrb -u user_name@domain_name`  
SUCCESSFUL: User permissions are 80000fff
- `testfeature -f ldap -u harold -p barrel`  
SUCCESSFUL: User permissions are 0x00000fff

## **testfeature -f adkrb**

### **Description**

Tests the Active Directory configuration using Kerberos authentication (single sign-on or Smart Card login). Use the optional **-d** switch to obtain additional diagnostic information, as needed. This subcommand when executed performs the following:

- Checks command syntax.
- Verifies if the required system resources are available.
- Validates Active Directory configuration.
- Verifies if the SSL certificate and certificate signing request (key) exists.
- Acquires LDAP and Global Catalog Service records from DNS.
- Verifies if the CMC can acquire CMC, LDAP and Global Catalog servers FQDN through reverse IP lookups.
- Verifies that the CMC principal name matches the principal name in the uploaded Keytab file.
- Verifies that the CMC acquires a Kerberos TGT.
- Acquires user privileges from the Active Directory server.
- Checks the time to acquire user privileges with the allotted time to login.



**NOTE:** In the event of an error, the command outputs all tests performed up to and including the test that failed, as well as all error messages.



### **Synopsis**

```
testfeature -f adkrb -u <username> [-d <diagnostic-message-level>]
```

## **testfeature -f ldap**

|                    |                                                                                                                                                                                                                                                                                                                                                                                                                                                    |
|--------------------|----------------------------------------------------------------------------------------------------------------------------------------------------------------------------------------------------------------------------------------------------------------------------------------------------------------------------------------------------------------------------------------------------------------------------------------------------|
| <b>Description</b> | Tests LDAP configuration and operation, and reports success as each stage of the authentication process proceeds. On successful completion, this command prints the CMC privileges assumed by the specified <i>&lt;username&gt;</i> .<br>If a failure occurs, the command terminates with an error message that displays the required corrective action. Use the optional <b>-d</b> switch to obtain additional diagnostic information, as needed. |
| <b>Synopsis</b>    | <pre>testfeature -f ldap -u &lt;username&gt; -p &lt;password&gt; [-d &lt;diagnostic-message-level&gt;]</pre>                                                                                                                                                                                                                                                                                                                                       |

## testtrap

|                    |                                                                                                                                                                                                                                                                                                                              |
|--------------------|------------------------------------------------------------------------------------------------------------------------------------------------------------------------------------------------------------------------------------------------------------------------------------------------------------------------------|
| <b>Description</b> | Tests the RAC's SNMP trap alerting feature by sending a test trap from iDRAC to a specified destination trap listener on the network.<br>To use this subcommand, you must have <b>Test Alerts</b> permission.                                                                                                                |
|                    |  <b>NOTE:</b> For iDRAC only, before you execute the <b>testtrap</b> subcommand, make sure that the specified index in the <b>RACADM cfgIpmiPet</b> group is configured properly. The <b>cfgIpmiPet</b> group is applicable only for iDRAC. |
|                    |  <b>NOTE:</b> For CMC only, before you execute the <b>testtrap</b> subcommand, make sure that the specified index in the <b>RACADM cfgAlerting</b> group is configured properly. The <b>cfgAlerting</b> group is applicable only for CMC.   |

**Synopsis** `racadm testtrap -i <index>`

**Input** **-i** — Specifies the index of the trap configuration to be used for the test. Valid values are from 1 to 4.

**Example** Commands for the `cfgIpmiPet` group:

- Enable the alert

```
racadm config -g cfgIpmiPet -o cfgIpmiPetAlertEnable -
i 1
1
```
- Set the destination e-mail IP address

```
racadm config -g cfgIpmiPet -o
cfgIpmiPetAlertDestIpAddr -i 1 192.168.0.110
```
- View the current test trap settings

```
racadm getconfig -g cfgIpmiPet -i <index>
>
```

where *<index>* is a number from 1 to 4

## traceroute

|                    |                                                                                                                            |
|--------------------|----------------------------------------------------------------------------------------------------------------------------|
| <b>Description</b> | Traces the network path of routers that packets take as they are forwarded from your system to a destination IPv4 address. |
|--------------------|----------------------------------------------------------------------------------------------------------------------------|

To use this subcommand, you must have **Administrator** permission.

**Synopsis**

```
racadm traceroute <IPv4 address>
racadm traceroute 192.168.0.1
```

**Input**

```
racadm traceroute 192.168.0.1
```

**Output**

```
traceroute to 192.168.0.1
(192.168.0.1), 30 hops
max,
40 byte packets
1 192.168.0.1 (192.168.0.1) 0.801 ms
0.246 ms 0.253 ms
```

## traceroute6

**Description**

Traces the network path of routers that packets take as they are forwarded from your system to a destination IPv6 address.

To use this subcommand, you must have **Administrator** permission.

**Synopsis**

```
racadm traceroute6 <IPv6 address>
racadm traceroute6 fd01::1
```

**Output**

```
traceroute to fd01::1 (fd01::1) from
fd01::3,
30 hops
max, 16 byte packets
1 fd01::1 (fd01::1) 14.324 ms 0.26 ms
0.244 ms
```

## usercertupload

**Description**

Uploads a user certificate or a user CA certificate from the client to iDRAC.

To use this subcommand, you must have **Configure iDRAC** permission.

This option is applicable only to iDRAC.

**Synopsis**

```
racadm usercertupload -t <type> [-f
<filename>]
-i <index>
```

**Input**

- **-t**— Specifies the type of certificate to upload, either the CA certificate or server certificate.
  - 1 = user certificate
  - 2 = user CA certificate

- **-f** - Specifies the file name of the certificate to be uploaded. If the file is not specified, the sslcert file in the current directory is selected.
- **-i** - Index number of the user. Valid values 1-16.

**Output**

Returns 0 when successful and a nonzero number when unsuccessful.

**Example**

```
racadm usercertupload -t 1 -f c:\cert
\cert.txt
-i 6
```

## usercertview

**Description**

Displays the user certificate or user CA certificate that exists on iDRAC.

To use this subcommand, you must have **Configure iDRAC** permission.

This option is applicable only to iDRAC

**Synopsis**

```
racadm usercertview -t <type> [-A] -i
<index>
```

**Input**

- **-t** — Specifies the type of certificate to view, either the user certificate or the user CA certificate.
  - 1 = user certificate
  - 2 = user CA certificate
- **-A** — Prevents printing headers/labels.
- **-i** — Index number of the user. Valid values are 1-16.

## version

**Description**

Displays the RACADM version information.

This option is applicable only for iDRAC.

**Synopsis**

```
racadm version
```

## vflashsd

**Description**

Allows you to initialize or get the status of the vFlash SD card. The initialize operation removes all existing partitions and resets the card. The status operation displays the status of the last operation performed on the card.

To use this subcommand, you must have **Access Virtual Media** privilege. This option is applicable only to iDRAC.

**Synopsis**

- `racadm vflashsd initialize`
- `racadm vflashsd status`



# vflashpartition

## Description


Allows you to perform the following:

- Create an empty partition
- Create a partition using an image file
- Format a partition
- View available partitions
- Delete existing partitions
- Get the status of partitions


To use this subcommand, you must have **Access Virtual Media** privilege. This option is applicable only to iDRAC

## Synopsis

- `racadm vflashpartition create <options>`  
>
- `racadm vflashpartition delete <options>`  
>
- `racadm vflashpartition status <options>`  
>
- `racadm vflashpartition list <options>`


 **NOTE:** Create partition using image file is not supported in local RACADM.

The following table describes the vflashpartition subcommand options.


| Option                        | Description                                                                                                                                                                                                                                                                                                                   |
|-------------------------------|-------------------------------------------------------------------------------------------------------------------------------------------------------------------------------------------------------------------------------------------------------------------------------------------------------------------------------|
| <code>-i &lt;index&gt;</code> | Index of the partition for which this command applies. <code>&lt;index&gt;</code> must be an integer from 1 to 16.<br> <b>NOTE:</b> For the standard SD card, the index value is 1 because only one partition of size 256 MB is supported. |

### Options valid only with create action

|                               |                                                                                                                                                                                                                                                                                                                                                                                                                                                                                                    |
|-------------------------------|----------------------------------------------------------------------------------------------------------------------------------------------------------------------------------------------------------------------------------------------------------------------------------------------------------------------------------------------------------------------------------------------------------------------------------------------------------------------------------------------------|
| <code>-o &lt;label&gt;</code> | Label that is displayed when the partition is mounted on the operating system. <code>&lt;label&gt;</code> must be a string up to six alphanumeric characters.                                                                                                                                                                                                                                                                                                                                      |
| <code>-e &lt;type&gt;</code>  | Emulation type for the partition. <code>&lt;type&gt;</code> must be floppy, cddvd, or HDD.                                                                                                                                                                                                                                                                                                                                                                                                         |
| <code>-t &lt;type&gt;</code>  | Create a partition of type <code>&lt;type&gt;</code> . <code>&lt;type&gt;</code> must be: <ul style="list-style-type: none"><li>• empty – Create an empty partition. The following options are valid with the empty type:<ul style="list-style-type: none"><li>-s <code>&lt;size&gt;</code> – Partition size in MB.</li><li>-f <code>&lt;type&gt;</code> – Format type for the partition based on the type of file system. Valid options are RAW, FAT16, FAT32, EXT2, or EXT3.</li></ul></li></ul> |

 **NOTE:** When an empty partition is created the default Access type is always Read-Write.

- **image** – Create a partition using an image relative to iDRAC. The following options are valid with the image type:
  - l *<path>* – Specifies the remote path relative to iDRAC. The path can be on a mounted drive: SMB path: *||<ip or domain>|<share\_name>|<path\_to\_image>* NFS path: *<ipaddress>:|<path\_to\_image>*
  - u *<user>* – Username for accessing the remote image.
  - p *<password>* – Password for accessing the remote image.

 **NOTE:** When a partition from an image is created the default access type is always Read-Only.

### Options valid only with status action

**-a** Displays the status of operations on all existing partitions.


### Examples

- To create a 20MB empty partition:

```
racadm vflashpartition create -i 1 -o drive1  
-t empty -e HDD -f fat16 -s 20
```

- To create a partition using an image file on a remote system:

```
racadm vflashpartition create -i 1 -o drive1  
-e HDD -t image -l //myserver/sharedfolder/foo.iso -u root -p mypassword
```

 **NOTE:** The image file name extension is case sensitive. If the file name extension is in upper case, for example FOO.ISO instead of FOO.iso, then the command returns a syntax error.

- To delete a partition:

```
racadm vflashpartition delete -i 1
```

- To delete all partitions, re-initialize the vFlash SD card:

```
racadm vflashsd initialize
```

- To get the status of operation on partition 1:

```
racadm vflashpartition status -i 1
```

- To get the status of all existing partitions:

```
racadm vflashpartition status -a
```

- To list all existing partitions and its properties:

```
racadm vflashpartition list
```

- To get the partition size:

```
racadm getconfig -g cfgvflashpartition -o cfgvflashpartitionsizesize  
-i 1
```

- To display the emulation type:

```
racadm getconfig -g cfgvflashpartition -I 1 -o  
cfgvflashpartitionemulationtype
```

- To display the label for the partition that is visible to the operating system:

```
racadm getconfig -g cfgvflashpartition -i 1 -o cfgvflashPartitionlabel
```

- To display the format type of the partition:  

```
racadm getconfig -g cfgvflashpartition -i 1 -o
cfgvflashPartitionFormatType
```
- To change a read-only partition to read-write:  

```
racadm config -g cfgvflashpartition -i 1 -o cfgvflashPartitionAccessType
1
```
- To attach a partition to the host operating system:  

```
racadm config -g cfgvflashpartition -i 1 -o
cfgvflashPartitionAttachState 1
```

## vmdisconnect

### Description

Allows a user to disconnect another user's Virtual Media session. Once disconnected, the Web-based interface reflects the correct connection status.

Enables an iDRAC user to disconnect all active Virtual Media sessions. The active Virtual Media sessions can be displayed in iDRAC Web-based interface or by using the RACADM subcommands such as **remoteimage** or **getssninfo**.

This option is applicable only to iDRAC.

To use this subcommand, you must have **Access Virtual Media** permission.

### Synopsis



```
racadm vmdisconnect
```



# iDRAC and CMC Property Database Group and Object Descriptions

The iDRAC and CMC property database contains the configuration information for iDRAC and CMC. Data is organized by associated object, and objects are organized by object group. The IDs for the groups and objects that the property database supports are listed in this section for iDRAC Enterprise on Blade Servers, iDRAC Enterprise or Express on Rack and Tower Servers and CMC.

Use the group and object IDs with the RACADM subcommands to configure iDRAC and CMC.

-  **NOTE:** You can configure any setting that is not preceded by the hash sign (#) in the output. To modify a configurable object, use the **-o** option.
-  **NOTE:** Racadm sets the value of objects without performing any functional validation on them. For example, RACADM allows you to set the Certificate Validation object to 1 with the Active Directory object set to 0, even though Certificate Validation can happen only if Active Directory is enabled. Similarly, the **cfgADSSOEnable** object can be set to 0 or 1 even if the **cfgADEnable** object is 0, but it takes effect only if Active Directory is enabled.

All string values are limited to displayable ASCII characters, except where otherwise noted.

## Displayable Characters

Displayable characters include the following set:

abcdefghijklmnopqrstuvwxyz

ABCDEFGHIJKLMNOPQRSTUVWXYZ

0123456789~`!@#\$\$%^&\*()\_+--={ } [ ] | \ : " ; ' < > , . ? /

The following table provides an overview of the object groups applicable for iDRAC Enterprise on Blade Servers, iDRAC on Rack and Tower Servers, and CMC.

| Subcommand                           | iDRAC on Blade Servers | iDRAC on Rack and Tower Servers | CMC |
|--------------------------------------|------------------------|---------------------------------|-----|
| <a href="#">idRacInfo</a>            | Yes                    | Yes                             | Yes |
| <a href="#">cfgLanNetworking</a>     | Yes                    | Yes                             | Yes |
| <a href="#">cfgRemoteHosts</a>       | Yes                    | Yes                             | Yes |
| <a href="#">cfgUserAdmin</a>         | Yes                    | Yes                             | Yes |
| <a href="#">cfgEmailAlert</a>        | Yes                    | Yes                             | Yes |
| <a href="#">cfgSessionManagement</a> | Yes                    | Yes                             | Yes |
| <a href="#">cfgSerial</a>            | Yes                    | Yes                             | Yes |
| <a href="#">cfgOobSnmp</a>           | Yes                    | Yes                             | Yes |
| <a href="#">cfgTraps</a>             | No                     | No                              | Yes |
| <a href="#">cfgRacTuning</a>         | Yes                    | Yes                             | Yes |

| Subcommand                                            | iDRAC on Blade Servers | iDRAC on Rack and Tower Servers | CMC |
|-------------------------------------------------------|------------------------|---------------------------------|-----|
| <a href="#">ifcRacManagedNodeOs</a>                   | Yes                    | Yes                             | No  |
| <a href="#">cfgRacSecurity</a>                        | No                     | No                              | Yes |
| <a href="#">cfgRacVirtual</a>                         | Yes                    | Yes                             | No  |
| <a href="#">cfgServerInfo</a>                         | No                     | Yes                             | Yes |
| <a href="#">cfgActiveDirectory</a>                    | Yes                    | Yes                             | Yes |
| <a href="#">cfgLDAP</a>                               | Yes                    | Yes                             | Yes |
| <a href="#">cfgLdapRoleGroup</a>                      | Yes                    | Yes                             | Yes |
| <a href="#">cfgStandardSchema</a>                     | Yes                    | Yes                             | Yes |
| <a href="#">cfgChassisPower</a>                       | No                     | No                              | Yes |
| <a href="#">cfgIpmiSol</a>                            | Yes                    | Yes                             | No  |
| <a href="#">cfgIpmiLan</a>                            | Yes                    | Yes                             | No  |
| <a href="#">cfgIpmiPetIpv6</a>                        | Yes                    | Yes                             | No  |
| <a href="#">cfgIpmiPef</a>                            | Yes                    | Yes                             | No  |
| <a href="#">cfgIpmiPet</a>                            | Yes                    | Yes                             | No  |
| <a href="#">cfgUserDomain</a>                         | Yes                    | Yes                             | No  |
| <a href="#">cfgServerPower</a>                        | Yes                    | Yes                             | No  |
| <a href="#">cfgKVMInfo</a>                            | No                     | No                              | Yes |
| <a href="#">cfgAlerting</a>                           | No                     | No                              | Yes |
| <a href="#">cfgServerPowerSupply</a>                  | No                     | Yes                             | No  |
| <a href="#">cfgIPv6LanNetworking</a>                  | Yes                    | Yes                             | Yes |
| <a href="#">cfgCurrentLanNetworking Read Only</a>     | No                     | No                              | Yes |
| <a href="#">cfgCurrentIPv6LanNetworking Read Only</a> | No                     | No                              | Yes |
| <a href="#">cfgIPv6URL</a>                            | Yes                    | Yes                             | No  |
| <a href="#">cfgIpmiSerial</a>                         | No                     | Yes                             | No  |
| <a href="#">cfgSmartCard</a>                          | Yes                    | Yes                             | No  |
| <a href="#">cfgNetTuning</a>                          | No                     | Yes                             | Yes |
| <a href="#">cfgSensorRedundancy</a>                   | No                     | Yes                             | No  |
| <a href="#">cfgVFlashSD</a>                           | Yes                    | Yes                             | No  |
| <a href="#">cfgVFlashPartition</a>                    | Yes                    | Yes                             | No  |
| <a href="#">cfgLogging</a>                            | Yes                    | Yes                             | No  |

## idRacInfo

This group contains display parameters to provide information about the specifics of iDRAC or CMC being queried. One instance of the group is allowed.

For CMC, use this object with the `getConfig` subcommand.

To use this object for CMC, you must have **CMC Login User** privilege.

The following sections provide information about the objects in the **idRACInfo** group.

### idRacProductInfo (Read Only)

|                          |                                            |
|--------------------------|--------------------------------------------|
| <b>Description</b>       | A text string that identifies the product. |
| <b>Legal Values</b>      | A string of up to 63 ASCII characters.     |
| <b>Default for iDRAC</b> | Integrated Dell Remote Access Controller.  |
| <b>Default for CMC</b>   | Chassis Management Controller.             |

### idRacDescriptionInfo (Read Only)

|                     |                                                                                                          |
|---------------------|----------------------------------------------------------------------------------------------------------|
| <b>Description</b>  | A text description of the RAC type.                                                                      |
| <b>Legal Values</b> | A string of up to 255 ASCII characters.                                                                  |
| <b>Default</b>      | This system component provides a complete set of remote management functions for Dell PowerEdge servers. |

### idRacVersionInfo (Read Only)

|                     |                                                         |
|---------------------|---------------------------------------------------------|
| <b>Description</b>  | String containing the current product firmware version. |
| <b>Legal Values</b> | A string of up to 63 ASCII characters.                  |
| <b>Default</b>      | The current version number.                             |

### idRacBuildInfo (Read Only)

|                          |                                                           |
|--------------------------|-----------------------------------------------------------|
| <b>Description</b>       | String containing the current RAC firmware build version. |
| <b>Legal Values</b>      | A string of up to 16 ASCII characters.                    |
| <b>Default for iDRAC</b> | The current iDRAC firmware build version.                 |
| <b>Default for CMC</b>   | The current CMC firmware build version.                   |

### idRacName (Read Only)

|                          |                                                   |
|--------------------------|---------------------------------------------------|
| <b>Description</b>       | A user-assigned name to identify this controller. |
| <b>Legal Values</b>      | A string of up to 15 ASCII characters.            |
| <b>Default for iDRAC</b> | iDRAC                                             |

Default for CMC

CMC

## idRacType (Read Only)

|                     |                                                                               |
|---------------------|-------------------------------------------------------------------------------|
| <b>Description</b>  | Identifies the remote access controller type as iDRAC.                        |
| <b>Legal Values</b> | Product ID                                                                    |
| <b>Default</b>      | For iDRAC on Rack and Servers: 10<br>For iDRAC Enterprise on Blade Servers: 8 |

### Example

```
racadm getconfig -g idRacInfo

# idRacType=8
# idRacProductInfo=Chassis Management Controller
# idRacDescriptionInfo=This system component provides a complete
set of remote management functions for blade servers
# idRacVersionInfo=P21
# idRacBuildInfo=200708301525
# idRacName=CMC-1
```


## cfgLanNetworking


This group contains parameters to configure iDRAC or CMC NIC for IPv4.

One instance of the group is allowed. Some objects in this group may require iDRAC NIC to be reset, which may cause a brief loss in connectivity. Objects that change iDRAC NIC IP address settings close all active user sessions and require users to reconnect using the updated IP address settings.

For CMC, use this object with the **config** or **getconfig** subcommands.

To use this object property for CMC, you must have **Chassis Configuration Administrator** privilege.

 **NOTE:** For CMC, you can configure any setting that is not preceded by the hash sign (#) in the output. To modify a configurable object, use the -o option.

 **NOTE:** For any network property changes on iDRAC to be successfully executed through RACADM, you must first enable iDRAC NIC.

The following sections provide information about the objects in the **cfgLanNetworking** group.

### cfgNicIPv4Enable (Read/Write)

|                     |                                                                                |
|---------------------|--------------------------------------------------------------------------------|
| <b>Description</b>  | Enables or disables iDRAC or CMC IPv4 stack.                                   |
| <b>Legal Values</b> | <ul style="list-style-type: none"><li>• 1 (TRUE)</li><li>• 0 (FALSE)</li></ul> |
| <b>Default</b>      | 0                                                                              |



## cfgNicSelection (Read/Write)

### Description

Specifies the current mode of operation for the RAC network interface controller (NIC). The table below describes the supported modes.

This object is applicable only for iDRAC on Rack and Tower Servers and not for iDRAC Enterprise on Blade Servers or CMC.

### Legal Values

- 1 = Dedicated
- 2 = LOM1
- 3 = LOM2
- 3 = LOM3
- 5 = LOM4

### Default

1 = Dedicated (iDRAC Express)

The following table lists the supported **cfgNicSelection** modes:

| Mode                          | Description                                                                                                                                                                                                                                                                                                                                                                                                                                                                                                                                                     |
|-------------------------------|-----------------------------------------------------------------------------------------------------------------------------------------------------------------------------------------------------------------------------------------------------------------------------------------------------------------------------------------------------------------------------------------------------------------------------------------------------------------------------------------------------------------------------------------------------------------|
| Shared                        | Used if the host server integrated NIC is shared with the RAC on the host server. This mode enables configurations to use the same IP address on the host server and the RAC for common accessibility on the network.                                                                                                                                                                                                                                                                                                                                           |
| Shared with Failover LOM 2    | Enables teaming capabilities between host server LOM2 integrated network interface controllers.                                                                                                                                                                                                                                                                                                                                                                                                                                                                 |
| Dedicated                     | Specifies that the RAC NIC is used as the dedicated NIC for remote accessibility.                                                                                                                                                                                                                                                                                                                                                                                                                                                                               |
| Shared with Failover All LOMs | Enables teaming capabilities between all LOMs on the host server integrated network interface controllers.<br>The remote access device network interface is fully functional when the host operating system is configured for NIC teaming. The remote access device receives data through NIC 1 and NIC 2, but transmits data only through NIC 1.<br>Failover occurs from NIC 2 to NIC 3 and then to NIC 4. If NIC 4 fails, the remote access device fails over all data transmission back to NIC 1, but only if the original NIC 1 failure has been corrected. |

## cfgNicVlanEnable Read or Write

### Description

Enables or disables the VLAN capabilities of the RAC/BMC.



**NOTE:** For iDRAC Enterprise on Blade Servers, this object enables or disables the VLAN capabilities of iDRAC from CMC.

This is Read only for iDRAC on Blade servers.

iDRAC displays only the current VLAN settings and you cannot modify the settings from iDRAC.

All chassis management traffic, including the CMC and all iDRACs, resides on this external VLAN when enabled. No iDRAC configuration change is required to use this external management network VLAN.

**Legal Values**

- 1 (TRUE)
- 0 (FALSE)

**Default**

0

**Example**

```
racadm config -g cfgLanNetworking -o  
cfgNicVlanEnable  
1
```

```
racadm config -g cfgLanNetworking -o  
cfgNicVlanEnable  
0
```

### cfgNicVlanId (Read/Write)

**Description**

Specifies the VLAN ID for the network VLAN configuration (in CMC for iDRAC Enterprise on Blade Servers). This property is only valid if **cfgNicVlanEnable** is set to **1** (enabled).

This is Read only for iDRAC on Blade servers.

**Legal Values**

1 – 4000 and 4021 – 4094

**Default**

1

**Example**

```
racadm config -g cfgLanNetworking -o  
cfgNicVlanID  
1
```

### cfgNicVlanPriority (Read/Write)

**Description**

Specifies the VLAN Priority for the network VLAN configuration (in CMC for iDRAC Enterprise on Blade Servers). This property is only valid if **cfgNicVlanEnable** is set to 1 (enabled).

This is Read only for iDRAC on Blade servers.

**Legal Values**

0 - 7

**Default**

0

**Example**

```
racadm config -g cfgLanNetworking -o  
cfgNicVlanPriority 7
```

## cfgDNSDomainNameFromDHCP (Read/Write)

|                     |                                                                                              |
|---------------------|----------------------------------------------------------------------------------------------|
| <b>Description</b>  | Specifies that iDRAC or CMC DNS domain name should be assigned from the network DHCP server. |
| <b>Legal Values</b> | <ul style="list-style-type: none"><li>• 1 (TRUE)</li><li>• 0 (FALSE)</li></ul>               |
| <b>Default</b>      | 0                                                                                            |


For CMC, this property is used only if `cfgNicUseDhcp` is set to 1 (true), or if both `cfgIPv6Enable` and `cfgIPv6AutoConfig` are set to 1 (true).

The CMC can obtain its DNS domain name from either a DHCP or DHCPv6 server, if all of the following properties are set to 1 (true):


- `cfgNicIPv4Enable`
- `cfgNicUseDhcp`
- `cfgIPv6Enable`
- `cfgIPv6AutoConfig`
- `cfgDNSDomainNameFromDHCP`
- `cfgDNSDomainName` (Read/Write)

The network administrator must make sure that these DHCP servers are configured to provide the same DNS domain name to the CMC, otherwise the domain name becomes unpredictable.

## cfgDNSDomainName (Read/Write)

|                     |                                                                                                                                                                                                                                                                                                                                                            |
|---------------------|------------------------------------------------------------------------------------------------------------------------------------------------------------------------------------------------------------------------------------------------------------------------------------------------------------------------------------------------------------|
| <b>Description</b>  | This is the DNS domain name. This parameter is only valid if <code>cfgDNSDomainNameFromDHCP</code> is set to 0 (FALSE).                                                                                                                                                                                                                                    |
| <b>Legal Values</b> | A string of up to 254 ASCII characters. At least one of the characters must be alphabetic. Characters are restricted to alphanumeric, '-', and '.'.<br> <b>NOTE:</b> Microsoft Active Directory only supports Fully Qualified Domain Names (FQDN) of 64 bytes or fewer. |
| <b>Default</b>      | <blank>                                                                                                                                                                                                                                                                                                                                                    |

## cfgDNSRacName (Read/Write)

|                     |                                                                                                                                                                                                                                                       |
|---------------------|-------------------------------------------------------------------------------------------------------------------------------------------------------------------------------------------------------------------------------------------------------|
| <b>Description</b>  | Displays the iDRAC or CMC name, which is rac-service tag by default. This parameter is only valid if <code>cfgDNSRegisterRac</code> is set to 1 (TRUE).                                                                                               |
| <b>Legal Values</b> | A string of up to 63 ASCII characters. At least one character must be alphabetic.<br> <b>NOTE:</b> Some DNS servers only register names of 31 characters or fewer. |

**Default**

For iDRAC: idrac-<*service tag*>

For CMC: cmc-<*service tag*>

## cfgDNSRegisterRac (Read/Write)

**Description**


Registers the iDRAC or CMC name on the DNS server. When you set this parameter, the CMC registers its DNS name for its IPv4 and IPv6 addresses with the DNS server.

**Legal Values**

- 1 (TRUE)
- 0 (FALSE)

**Default**

0

 **NOTE:** For IPv6, only the DHCPv6 address or static address is registered.

**Example:**

```
racadm getconfig -g cfgLanNetworking
cfgNicEnable=1
cfgNicIPv4Enable=1
cfgNicIpAddress=192.168.22.101
cfgNicNetmask=255.255.255.0
cfgNicGateway=192.168.22.101
cfgNicUseDhcp=1
# cfgNicMacAddress=00:00:00:00:00:01
cfgNicVlanEnable=0
cfgNicVlanID=1
cfgNicVlanPriority=0
cfgDNSServersFromDHCP=1
cfgDNSServer1=192.168.0.5
cfgDNSServer2=192.168.0.6
cfgDNSRacName=cmc-frankly
cfgDNSDomainName=fwad.lab
cfgDNSDomainNameFromDHCP=1
cfgDNSRegisterRac=1
```

## cfgDNSServersFromDHCP (Read/Write)

### Description

Specifies if the DNS server IPv4 addresses should be assigned from the DHCP server on the network.  
For CMC, this property is used only if **cfgNicUseDhcp** is set to 1 (true).

### Legal Values

- 1 (TRUE)
- 0 (FALSE)


### Default

0

## cfgDNSServer1 (Read/Write)

### Description

Specifies the IPv4 address for DNS server 1. This property is only valid if **cfgDNSServersFromDHCP** is set to 0 (FALSE).

 **NOTE:** cfgDNSServer1 and cfgDNSServer2 may be set to identical values while swapping addresses.

### Legal Values

String representing a valid IPv4 address. For example: 192.168.0.20.


### Default

0.0.0.0

## cfgDNSServer2 (Read/Write)

### Description

Retrieves the IPv4 address for DNS server 2. This parameter is only valid if **cfgDNSServersFromDHCP** is set to 0 (FALSE).

 **NOTE:** cfgDNSServer1 and cfgDNSServer2 may be set to identical values while swapping addresses.

### Legal Values

String representing a valid IPv4 address. For example: 192.168.0.20.

### Default

0.0.0.0

## cfgNicEnable (Read/Write)

### Description

Enables or disables iDRAC or CMC network interface controller. If the NIC is disabled, the remote network interfaces to iDRAC or CMC are no longer accessible and iDRAC or CMC are only available through the local or serial RACADM interface.


### Legal Values

- 1 (TRUE)
- 0 (FALSE)


### Default

1


## cfgNicIpAddress (Read/Write)

|                     |                                                                                                                                                                                                                                                                     |
|---------------------|---------------------------------------------------------------------------------------------------------------------------------------------------------------------------------------------------------------------------------------------------------------------|
| <b>Description</b>  | Specifies the static IPv4 address to be assigned to the RAC or CMC.<br> <b>NOTE:</b> This parameter is only configurable if the <b>cfgNicUseDhcp</b> parameter is set to 0(FALSE.) |
| <b>Legal Values</b> | String representing a valid IPv4 address. For example: 192.168.0.20.                                                                                                                                                                                                |
| <b>Default</b>      | <ul style="list-style-type: none"><li>• For iDRAC on Rack and Tower Servers: 192.168.0.120</li><li>• For iDRAC Enterprise on Blade Servers: 192.168.0.<i>n</i>, where <i>n</i> is 120 plus the server slot number.</li><li>• For CMC: 192.168.0.120</li></ul>       |

## cfgNicNetmask (Read/Write)

|                     |                                                                                                                                                                                                                                                                                                                                |
|---------------------|--------------------------------------------------------------------------------------------------------------------------------------------------------------------------------------------------------------------------------------------------------------------------------------------------------------------------------|
| <b>Description</b>  | The subnet mask used for iDRAC or CMC IP address.<br>This property is only valid if <b>cfgNicUseDhcp</b> is set to 0 (FALSE).<br> <b>NOTE:</b> This parameter is only configurable if the <b>cfgNicUseDhcp</b> parameter is set to 0 (FALSE). |
| <b>Legal Values</b> | String representing a valid subnet mask. For example: 255.255.255.0.                                                                                                                                                                                                                                                           |
| <b>Default</b>      | 255.255.255.0                                                                                                                                                                                                                                                                                                                  |

## cfgNicGateway (Read/Write)

|                     |                                                                                                                                                                                                                                                                                                                                                                                              |
|---------------------|----------------------------------------------------------------------------------------------------------------------------------------------------------------------------------------------------------------------------------------------------------------------------------------------------------------------------------------------------------------------------------------------|
| <b>Description</b>  | iDRAC or CMC gateway IPv4 address.<br>The gateway IPv4 address used for static assignment of the RAC IP address. This property is only valid if <b>cfgNicUseDhcp</b> is set to 0 (FALSE).<br> <b>NOTE:</b> This parameter is only configurable if the <b>cfgNicUseDhcp</b> parameter is set to 0 (FALSE). |
| <b>Legal Values</b> | String representing a valid gateway IPv4 address. For example: 192.168.0.1.                                                                                                                                                                                                                                                                                                                  |
| <b>Default</b>      | 192.168.0.1                                                                                                                                                                                                                                                                                                                                                                                  |

## cfgNicUseDhcp (Read/Write)

|                     |                                                                                                                                                                                                                                                                                                                                                                               |
|---------------------|-------------------------------------------------------------------------------------------------------------------------------------------------------------------------------------------------------------------------------------------------------------------------------------------------------------------------------------------------------------------------------|
| <b>Description</b>  | Specifies whether DHCP is used to assign the iDRAC or CMC IPv4 address. If this property is set to 1 (TRUE), then iDRAC or CMC IPv4 address, subnet mask, and gateway are assigned from the DHCP server on the network. If this property is set to 0 (FALSE), the user can configure the <b>cfgNicIpAddress</b> , <b>cfgNicNetmask</b> , and <b>cfgNicGateway</b> properties. |
| <b>Legal Values</b> | <ul style="list-style-type: none"><li>• 1 (TRUE)</li><li>• 0 (FALSE)</li></ul>                                                                                                                                                                                                                                                                                                |
| <b>Default</b>      | 0                                                                                                                                                                                                                                                                                                                                                                             |

## cfgNicMacAddress (Read Only)

|                     |                                                                                                                         |
|---------------------|-------------------------------------------------------------------------------------------------------------------------|
| <b>Description</b>  | The iDRAC or CMC NIC MAC address in the format: dd:dd:dd:dd:dd:dd, where d is a hexadecimal digit in range 0 - 9, A - F |
| <b>Legal Values</b> | String representing iDRAC or CMC NIC MAC address.                                                                       |
| <b>Default</b>      | The current MAC address of iDRAC or CMC NIC. For example, 00:12:67:52:51:A3.                                            |

## cfgRemoteHosts

This group provides properties that allow configuration of the SMTP server for e-mail alerts.

For CMC, this group enables/disables and configures firmware updates, NTP, remote syslogging, and SMTP email alerting. Use the -m option to apply this setting to iDRAC.

Use this object with the config or getconfig subcommands.

To use this object property for CMC, you must have **Chassis Configuration Administrator** privilege.

The following sections provide information about the objects in the **cfgRemoteHosts** group.


## cfgRhostsFwUpdateTftpEnable (Read/Write)

|                     |                                                                                |
|---------------------|--------------------------------------------------------------------------------|
| <b>Description</b>  | Enables or disables iDRAC or CMC firmware update from a network TFTP server.   |
| <b>Legal Values</b> | <ul style="list-style-type: none"><li>• 1 (TRUE)</li><li>• 0 (FALSE)</li></ul> |
| <b>Default</b>      | 1                                                                              |

## cfgRhostsFwUpdateIpAddr (Read/Write)

|                     |                                                                                                                       |
|---------------------|-----------------------------------------------------------------------------------------------------------------------|
| <b>Description</b>  | Specifies the network TFTP server IPv4 or IPv6 address that is used for TFTP iDRAC or CMC firmware update operations. |
| <b>Legal Values</b> | A string representing a valid IPv4 or IPv6 address. For example, 192.168.0.61                                         |
| <b>Default</b>      | For IPv4, it is 0.0.0.0                                                                                               |

## cfgRhostsFwUpdatePath (Read/Write)

|                     |                                                                                                                                                                                                                                                                                                                                      |
|---------------------|--------------------------------------------------------------------------------------------------------------------------------------------------------------------------------------------------------------------------------------------------------------------------------------------------------------------------------------|
| <b>Description</b>  | Specifies TFTP path where iDRAC or CMC firmware image file exists on the TFTP server. The TFTP path is relative to the TFTP root path on the TFTP server.<br> <b>NOTE:</b> The server may still require you to specify the drive (for example, C:). |
| <b>Legal Values</b> | A string with a maximum length of 255 ASCII characters.                                                                                                                                                                                                                                                                              |
| <b>Default</b>      | <blank>                                                                                                                                                                                                                                                                                                                              |

## cfgRhostsSntpServerIpAddr (Read/Write)

|                     |                                                                                                                                                          |
|---------------------|----------------------------------------------------------------------------------------------------------------------------------------------------------|
| <b>Description</b>  | The IPv4 or IPv6 address of the network SMTP server. The SMTP server transmits e-mail alerts from iDRAC or CMC if the alerts are configured and enabled. |
| <b>Legal Values</b> | A string representing a valid SMTP server IPv4 or IPv6 address. For example: 192.168.0.55.                                                               |
| <b>Default</b>      | <ul style="list-style-type: none"><li>• For iDRAC: For IPv4, it is 0.0.0.0</li><li>• For CMC: localhost.localdomain</li></ul>                            |

## cfgRhostsNtpEnable

|                     |                                                                                                                                              |
|---------------------|----------------------------------------------------------------------------------------------------------------------------------------------|
| <b>Description</b>  | Enables or disables the use of the Network Time Protocol (NTP) for date and time synchronization.<br>This object is applicable only for CMC. |
| <b>Legal Values</b> | <ul style="list-style-type: none"><li>• 1 (true)</li><li>• 0 (false)</li></ul>                                                               |
| <b>Default</b>      | 0                                                                                                                                            |

## cfgRhostsNtpServer1

|                    |                                                    |
|--------------------|----------------------------------------------------|
| <b>Description</b> | Specifies the first of three possible NTP servers. |
|--------------------|----------------------------------------------------|



**Legal Values** This object is applicable only for CMC.  
A string representing a valid NTP server. For example, ntp1.ntp.net. At least one NTP server must be specified and duplicate entries are not allowed.

**Default** Null

## cfgRhostsNtpServer2

**Description** Specifies the second of three possible NTP servers.  
This object is applicable only for CMC.

**Legal Values** A string representing a valid NTP server. For example, ntp2.ntp.net. At least one NTP server must be specified and duplicate entries are not allowed.

**Default** Null

## cfgRhostsNtpServer3

**Description** Specifies the third of three possible NTP servers.  
This object is applicable only for CMC.

**Legal Values** A string representing a valid NTP server. For example, ntp3.ntp.net. At least one NTP server must be specified and duplicate entries are not allowed.

**Default** Null

## cfgRhostsNtpMaxDist

**Description** Specifies the NTP maximum distance parameter used to aid in NTP configuration.  
This object is applicable only for CMC.

**Legal Values** 1 – 128

**Default** 16

## cfgRhostsSyslogEnable (Read/Write)


**Description** Enables or disables remote syslog to allow the RAC and SEL logs to be written to up to three remote syslog servers.

**Legal Values**

- 1 (TRUE)
- 0 (FALSE)

**Default** 0

## cfgRhostsSyslogPort (Read/Write)

|                     |                                                                                                                                                                                                                                                        |
|---------------------|--------------------------------------------------------------------------------------------------------------------------------------------------------------------------------------------------------------------------------------------------------|
| <b>Description</b>  | Remote syslog port number to use for writing the RAC and SEL logs to a remote syslog server.<br>For CMC, this setting takes effect only if the <b>cfgRhostsSyslogEnable</b> parameter is set to 1 (enabled).                                           |
| <b>Legal Values</b> | 10 — 65535<br> <b>NOTE:</b> For CMC, the following port numbers are reserved and cannot be used: 21, 68, 69, 123, 161, 546, 801, 4096, 5988, 5989, 6900, 9000, 60106. |
| <b>Default</b>      | 514                                                                                                                                                                                                                                                    |

## cfgRhostsSyslogServer1 (Read/Write)

|                     |                                                                                                                                                                               |
|---------------------|-------------------------------------------------------------------------------------------------------------------------------------------------------------------------------|
| <b>Description</b>  | Specifies the first of three possible remote syslog servers to store the RAC and SEL logs. This property is only valid if <b>cfgRhostsSyslogEnable</b> is set to 1 (enabled). |
| <b>Legal Values</b> | <ul style="list-style-type: none"><li>• For iDRAC: String from 0 to 63 characters.</li><li>• For CMC: Valid hostname or IPv4 or IPv6 address.</li></ul>                       |
| <b>Default</b>      | <blank>                                                                                                                                                                       |

## cfgRhostsSyslogServer2 (Read/Write)

|                     |                                                                                                                                                                                |
|---------------------|--------------------------------------------------------------------------------------------------------------------------------------------------------------------------------|
| <b>Description</b>  | Specifies the second of three possible remote syslog servers to store the RAC and SEL logs. This property is only valid if <b>cfgRhostsSyslogEnable</b> is set to 1 (enabled). |
| <b>Legal Values</b> | <ul style="list-style-type: none"><li>• For iDRAC: String from 0 to 63 characters.</li><li>• For CMC: Valid hostname or IPv4 or IPv6 address.</li></ul>                        |
| <b>Default</b>      | <blank>                                                                                                                                                                        |

## cfgRhostsSyslogServer3 (Read/Write)

|                     |                                                                                                                                                                               |
|---------------------|-------------------------------------------------------------------------------------------------------------------------------------------------------------------------------|
| <b>Description</b>  | Specifies the third of three possible remote syslog servers to store the RAC and SEL logs. This property is only valid if <b>cfgRhostsSyslogEnable</b> is set to 1 (enabled). |
| <b>Legal Values</b> | <ul style="list-style-type: none"><li>• For iDRAC: String from 0 to 63 characters.</li><li>• For CMC: Valid hostname or IPv4 or IPv6 address.</li></ul>                       |
| <b>Default</b>      | <blank>                                                                                                                                                                       |

## cfgRhostsSyslogPowerLoggingEnabled

### Description

Enables or disables power consumption logging to remote syslog servers.

This object is applicable only for CMC.



**NOTE:** Remote syslog must be enabled and one or more remote syslog servers must be configured for power consumption to be logged.

### Legal Values

- 1 (enabled)
- 0 (disabled)

### Default

0

## cfgRhostsSyslogPowerLoggingInterval

### Description

Specifies the power consumption collection/logging interval.

This object is applicable only for CMC.



**NOTE:** This object is applicable only for CMC.

### Legal Values

1 - 1440 (minutes)

### Default

5

### Example


```
racadm getconfig -g cfgRemoteHosts [-m server-<n>]
```

```
cfgRhostsFwUpdateTftpEnable=1
cfgRhostsFwUpdateIpAddr=0.0.0.0
cfgRhostsFwUpdatePath=
cfgRhostsSntpServerIpAddr=localhost.localdomain
cfgRhostsNtpEnable=0
cfgRhostsNtpServer1=
cfgRhostsNtpServer2=
cfgRhostsNtpServer3=
cfgRhostsNtpMaxDist=16
cfgRhostsSyslogEnable=0
cfgRhostsSyslogPort=514
cfgRhostsSyslogServer1=
cfgRhostsSyslogServer2=
cfgRhostsSyslogServer3=cfgRhostsSyslogPowerLoggingEnabled=1
cfgRhostsSyslogPowerLoggingInterval=5
```

## cfgUserAdmin


This group provides configuration information about the users who are allowed to access iDRAC or CMC through the available remote interfaces.

Up to 16 instances of the user group are allowed. Each instance represents the configuration for an individual user.

 **NOTE:** In the current CMC firmware version, the objects `cfgUserAdminEnable` and `cfgUserAdminPrivilege` are interrelated; changing the value of one property causes the value of the other property to change. For example, if a user does not have login privilege, the user is disabled by default. When you enable the user by changing the value of `UserAdminEnable` to 1, the right most digit of the `UserAdminPrivilege` also becomes 1. On the other hand, if you change the right most digit of the `UserAdminPrivilege` to 0, the value of `UserAdminEnable` becomes 0.

Use this object with the `config` or `getconfig` subcommands. You must supply an index group number to use these commands as follows: `-i <index group>`

To use this object property for CMC, you must have **Chassis Configuration Administrator** privilege.

 **NOTE:** For CMC, you can configure any setting that is not preceded by the hash sign (#) in the output. To modify a configurable object, use the `-o` option.

The following sections provide information about the objects in the `cfgUserAdmin` group.

### cfgUserAdminIndex (Read Only)

|                     |                                                                                                                                                                                                            |
|---------------------|------------------------------------------------------------------------------------------------------------------------------------------------------------------------------------------------------------|
| <b>Description</b>  | The unique index of a user.<br>For CMC, the index number is used to specify a unique group name. Only valid for indexed groups.                                                                            |
| <b>Legal Values</b> | <ul style="list-style-type: none"> <li>• For iDRAC: This parameter is populated based on the existing instances.</li> <li>• For CMC: The parameter is specified by a decimal integer from 1–16.</li> </ul> |
| <b>Default</b>      | <i>&lt;index of the instance&gt;</i>                                                                                                                                                                       |

### cfgUserAdminIpmiLanPrivilege (Read/Write)

|                     |                                                                                                                                             |
|---------------------|---------------------------------------------------------------------------------------------------------------------------------------------|
| <b>Description</b>  | The maximum privilege on the IPMI LAN channel.<br>This object property is specific to iDRAC.                                                |
| <b>Legal Values</b> | <ul style="list-style-type: none"> <li>• 2 (User)</li> <li>• 3 (Operator)</li> <li>• 4 (Administrator)</li> <li>• 15 (No access)</li> </ul> |
| <b>Default</b>      | <ul style="list-style-type: none"> <li>• 4 (User 2)</li> <li>• 15 (All others)</li> </ul>                                                   |

### cfgUserAdminPrivilege (Read/Write)

|                     |                                                                                                                                                                                                                                                                                 |
|---------------------|---------------------------------------------------------------------------------------------------------------------------------------------------------------------------------------------------------------------------------------------------------------------------------|
| <b>Description</b>  | This property specifies the role-based authority privileges allowed for the user. The value is represented as a bit mask that allows for any combination of privilege values. The table below describes the user privilege bit values that can be combined to create bit masks. |
| <b>Legal Values</b> | <ul style="list-style-type: none"> <li>• For iDRAC: 0x00000000 to 0x000001ff, and 0x0</li> <li>• For CMC: 0x00000000-0x0000ffff, and 0x0</li> </ul>                                                                                                                             |

**Default** 0x00000000

### Example

```
racadm getconfig -g cfgUserAdmin -i 1
# cfgUserAdminIndex=1
cfgUserAdminEnable=1
cfgUserAdminUserName=root
# cfgUserAdminPassword=***** (Write-Only)
cfgUserAdminPrivilege=0x00000fff
```

The following table lists the bit masks for user privileges.

| <b>iDRAC Specific User Privilege</b> | <b>Privilege Bit Mask</b> |
|--------------------------------------|---------------------------|
| Login to iDRAC                       | 0x00000001                |
| Configure iDRAC                      | 0x00000002                |
| Configure Users                      | 0x00000004                |
| Clear Logs                           | 0x00000008                |
| Execute Server Control Commands      | 0x00000010                |
| Access Virtual Console               | 0x00000020                |
| Access Virtual Media                 | 0x00000040                |
| Test Alerts                          | 0x00000080                |
| Execute Debug Commands               | 0x00000100                |
| <b>CMC Specific User Privilege</b>   |                           |
| CMC Login User                       | 0x00000001                |
| Chassis Configuration Administrator  | 0x00000002                |
| User Configuration Administrator     | 0x00000004                |
| Clear Logs Administrator             | 0x00000008                |
| Chassis Control Administrator        | 0x00000010                |
| Super User                           | 0x00000020                |
| Server Administrator                 | 0x00000040                |
| Test Alert User                      | 0x00000080                |
| Debug Command Administrator          | 0x00000100                |
| Fabric A Administrator               | 0x00000200                |
| Fabric B Administrator               | 0x00000400                |
| Fabric C Administrator               | 0x00000800                |

### Examples


The following table provides sample privilege bit masks for users with one or more privileges.

| <b>User Privilege(s)</b>                                                                            | <b>Privilege Bit Mask</b> |
|-----------------------------------------------------------------------------------------------------|---------------------------|
| The user is not allowed to access iDRAC or CMC.                                                     | 0x00000000                |
| The user may only login to iDRAC or CMC and view iDRAC or CMC and server configuration information. | 0x00000001                |

The user may login to iDRAC or CMC and change configuration.  $0x00000001 + 0x00000002 = 0x00000003$   
 The user may login to iDRAC, access Virtual Media, and Virtual Console.  $0x00000001 + 0x00000040 + 0x00000080 = 0x000000C1$

## cfgUserAdminUserName (Read/Write)

**Description** The name of the user for this index. The user index is created by writing a string into this name field if the index is empty. Writing a string of double quotes (") deletes the user at that index. You cannot change the name. You must delete and then recreate the name. The string cannot contain / (forward slash), \ (backslash), . (period), @ (at symbol) or quotation marks.

 **NOTE:** This property value must be unique among user names.

**Legal Values** A string of up to 16 ASCII characters.

**Default**

- root (User 2)
- <blank> (All others)

## cfgUserAdminPassword (Write Only)


**Description** The password for this user. User passwords are encrypted and cannot be seen or displayed after the property is written.

**Legal Values** A string of up to 20 ASCII characters.

**Default** \*\*\*\*\*

## cfgUserAdminEnable (Read/Write)

**Description** Enables or disables an individual user.

 **NOTE:** You can enable a user for a given index, only if you set the password for the same user.

**Legal Values**

- 1 (TRUE)
- 0 (FALSE)

**Default**

- For iDRAC: 1 (User 2), 0 (All others)
- For CMC: 0

## cfgUserAdminSolEnable (Read/Write)

|                     |                                                                                                                   |
|---------------------|-------------------------------------------------------------------------------------------------------------------|
| <b>Description</b>  | Enables or disables Serial Over LAN (SOL) user access for the user.<br>This object property is specific to iDRAC. |
| <b>Legal Values</b> | <ul style="list-style-type: none"><li>• 1 (TRUE)</li><li>• 0 (FALSE)</li></ul>                                    |
| <b>Default</b>      | 0                                                                                                                 |

## cfgUserAdminIpmiSerialPrivilege (Read/Write)


|                     |                                                                                                                                                                            |
|---------------------|----------------------------------------------------------------------------------------------------------------------------------------------------------------------------|
| <b>Description</b>  | The maximum privilege on the IPMI LAN channel.<br>This object is applicable only for iDRAC on Rack and Tower Servers and not for iDRAC Enterprise on Blade Servers or CMC. |
| <b>Legal Values</b> | <ul style="list-style-type: none"><li>• 2 (User)</li><li>• 3 (Operator)</li><li>• 4 (Administrator)</li><li>• 15 (No access)</li></ul>                                     |
| <b>Default</b>      | <ul style="list-style-type: none"><li>• 4 (User 2)</li><li>• 15 (All others)</li></ul>                                                                                     |

## cfgEmailAlert

This group contains parameters to configure iDRAC or CMC e-mail alerting capabilities. Up to four instances of this group are allowed.

Use this object with the config or getconfig subcommands.

To use this object property for CMC, you must have **Chassis Configuration Administrator** privileges.

 **NOTE:** For CMC, you can configure any setting that is not preceded by the hash sign (#) in the output. To modify a configurable object, use the **-o** option.

The following sections provide information about the objects in the **cfgEmailAlert** group.

### cfgEmailAlertIndex (Read Only)

|                     |                                        |
|---------------------|----------------------------------------|
| <b>Description</b>  | The unique index of an alert instance. |
| <b>Legal Values</b> | 1-4                                    |
| <b>Default</b>      | <instance>                             |

## cfgEmailAlertEnable (Read/Write)

|                     |                                                                                |
|---------------------|--------------------------------------------------------------------------------|
| <b>Description</b>  | Enables or disables the alert instance.                                        |
| <b>Legal Values</b> | <ul style="list-style-type: none"><li>• 1 (TRUE)</li><li>• 0 (FALSE)</li></ul> |
| <b>Default</b>      | 0                                                                              |

## cfgEmailAlertAddress (Read/Write)

|                     |                                                                                           |
|---------------------|-------------------------------------------------------------------------------------------|
| <b>Description</b>  | Specifies the destination email address for email alerts, for example, user1@company.com. |
| <b>Legal Values</b> | E-mail address format, with a maximum length of 64 ASCII characters.                      |
| <b>Default</b>      | <blank>                                                                                   |

## cfgEmailAlertCustomMsg (Read/Write)

|                     |                                                                                                               |
|---------------------|---------------------------------------------------------------------------------------------------------------|
| <b>Description</b>  | Specifies a custom message that forms the subject of the alert.<br>This object property is specific to iDRAC. |
| <b>Legal Values</b> | A string of up to 32 characters                                                                               |
| <b>Default</b>      | <blank>                                                                                                       |

## cfgEmailAlertEmailName

|                     |                                                                                                                                                                                                                    |
|---------------------|--------------------------------------------------------------------------------------------------------------------------------------------------------------------------------------------------------------------|
| <b>Description</b>  | Specifies name or other identifier associated with the destination e-mail address. The e-mail name can refer to an individual, group, location, department, and so on.<br>This object property is specific to CMC. |
| <b>Legal Values</b> | A string of up to 32 characters                                                                                                                                                                                    |
| <b>Default</b>      | <blank>                                                                                                                                                                                                            |

### Example

```
racadm getconfig -g cfgEmailAlert -i 2
# cfgEmailAlertIndex=1
cfgEmailAlertEnable=1
cfgEmailAlertAddress=kfulton@dell.com
cfgEmailAlertName=Kevin Fulton
```

## cfgSessionManagement

This group contains parameters to configure the number of sessions that can connect to iDRAC. One instance of the group is allowed. Displays current settings for and configures idle timeout properties for Web server, Telnet, SSH, and



RACADM sessions. Changes to idle timeout settings take effect at the next login. To disable idle timeout for a connection, set this property to 0. Use the -m option to apply this setting to iDRAC.

The following sections provide information about the objects in the **cfgSessionManagement** group.

### cfgSsnMgtRacadmTimeout (Read/Write)

|                     |                                                                                                                                                                            |
|---------------------|----------------------------------------------------------------------------------------------------------------------------------------------------------------------------|
| <b>Description</b>  | Defines the idle timeout in seconds for the Remote RACADM interface. If a remote RACADM session remains inactive for more than the specified sessions, the session closes. |
| <b>Legal Values</b> | 10 –1920                                                                                                                                                                   |
| <b>Default</b>      | iDRAC - 60<br>CMC - 30                                                                                                                                                     |

#### Example

```
racadm getconfig -g cfgSessionManagement cfgSsnMgtWebserverTimeout=0  
cfgSsnMgtTelnetIdleTimeout=0  
cfgSsnMgtSshIdleTimeout=300  
cfgSsnMgtRacadmTimeout=0
```

### cfgSsnMgtConsRedirMaxSessions (Read/Write)

|                     |                                                                                                                         |
|---------------------|-------------------------------------------------------------------------------------------------------------------------|
| <b>Description</b>  | Specifies the maximum number of Virtual Console sessions allowed on iDRAC.<br>This object is applicable only for iDRAC. |
| <b>Legal Values</b> | 1 - 4                                                                                                                   |
| <b>Default</b>      | 4                                                                                                                       |

### cfgSsnMgtWebserverTimeout (Read/Write)

|                     |                                                                                                                                                                                                                                                                                                                                                                                                                                       |
|---------------------|---------------------------------------------------------------------------------------------------------------------------------------------------------------------------------------------------------------------------------------------------------------------------------------------------------------------------------------------------------------------------------------------------------------------------------------|
| <b>Description</b>  | Defines the Web server time-out. This property sets the amount of time (in seconds) that a connection is allowed to remain idle (there is no user input). The session is cancelled if the time limit set by this property is reached. Changes to this setting do not affect the current session. You must log out and log in again to make the new settings effective.<br>An expired Web server session logs out the current session. |
| <b>Legal Values</b> | 60 – 10800                                                                                                                                                                                                                                                                                                                                                                                                                            |
| <b>Default</b>      | 1800                                                                                                                                                                                                                                                                                                                                                                                                                                  |

### cfgSsnMgtSshIdleTimeout (Read/Write)

|                    |                                                                                                                                                                                                                                                                                                                                                                                                                                                        |
|--------------------|--------------------------------------------------------------------------------------------------------------------------------------------------------------------------------------------------------------------------------------------------------------------------------------------------------------------------------------------------------------------------------------------------------------------------------------------------------|
| <b>Description</b> | Defines the secure shell idle time-out. This property sets the amount of time (in seconds) that a connection is allowed to remain idle (there is no user input). The session is cancelled if the time limit set by this property is reached. Changes to this setting do not affect the current session; you must log out and log in again to make the new settings effective.<br>An expired secure shell session displays the following error message: |
|--------------------|--------------------------------------------------------------------------------------------------------------------------------------------------------------------------------------------------------------------------------------------------------------------------------------------------------------------------------------------------------------------------------------------------------------------------------------------------------|

- In case of iDRAC on Rack and Tower Servers: Connection timed out

- In case of iDRAC Enterprise on Blade Servers: `Session timed out. Closing the session.`

After the message is displayed, the system returns to the shell that generated the Secure Shell session.

#### Legal Values

- 0 (No timeout)
- 60 – 10800



**NOTE:** If 0 (no timeout), the network connection does not send keep alive packets to probe the client. Otherwise, keep alive packets are sent to guarantee that the client is responding.

#### Default

- For iDRAC on Rack and Tower Servers: 300
- For iDRAC Enterprise on Blade Servers and CMC: 1800

## cfgSsnMgtTelnetIdleTimeout (Read/Write)

#### Description

Defines the Telnet idle timeout. This property sets the amount of time in seconds that a connection is allowed to remain idle (there is no user input). The session is cancelled if the time limit set by this property is reached. Changes to this setting do not affect the current session (you must log out and log in again to make the new settings effective.)

An expired Telnet session displays the following error message:

- In case of iDRAC on Rack and Tower Servers: `Connection timed out`
- In case of iDRAC Enterprise on Blade Servers: `Session timed out. Closing the session.`

After the message is displayed, the system returns you to the shell that generated the Telnet session.

#### Legal Values

For iDRAC:

- 0 (No timeout)
- 60– 10800



**NOTE:** If 0 (no timeout is specified), the network connection does not send keep alive packets to probe the client. Otherwise, keep alive packets are sent to guarantee that the client is responding.

#### Default

- For iDRAC on Rack and Tower Servers: 300
- For iDRAC Enterprise on Blade Servers and CMC: 1800

## cfgSerial

This group contains configuration parameters for iDRAC or CMC services. One instance of the group is allowed.

Use this object with the `config` or `getconfig` subcommands.

To use this object property for CMC, you must have **Chassis Configuration Administrator** privilege.

The following sections provide information about the objects in the `cfgSerial` group.



**NOTE:** The `cfgSerial` object group is applicable for iDRAC Enterprise on Blade Servers for only two properties—`cfgSerialTelnetEnable=1` and `cfgSerialSshEnable=1`.


## cfgSerialBaudRate (Read/Write)


|                     |                                                                                                                                                                 |
|---------------------|-----------------------------------------------------------------------------------------------------------------------------------------------------------------|
| <b>Description</b>  | Sets the baud rate on iDRAC or CMC serial port.                                                                                                                 |
| <b>Legal Values</b> | <ul style="list-style-type: none"><li>• For iDRAC: 9600, 28800, 57600, 115200</li><li>• For CMC: 2400, 4800, 9600, 19200, 28800, 38400, 57600, 115200</li></ul> |
| <b>Default</b>      | <ul style="list-style-type: none"><li>• For iDRAC: 57600</li><li>• For CMC: 115200</li></ul>                                                                    |

## cfgSerialConsoleEnable (Read/Write)

|                     |                                                                                     |
|---------------------|-------------------------------------------------------------------------------------|
| <b>Description</b>  | Enables or disables the RAC or CMC serial console interface.                        |
| <b>Legal Values</b> | <ul style="list-style-type: none"><li>• 1 (TRUE)</li><li>• 0 (FALSE)</li></ul>      |
| <b>Default</b>      | <ul style="list-style-type: none"><li>• For iDRAC: 0</li><li>• For CMC: 1</li></ul> |

## cfgSerialConsoleQuitKey (Read/Write)

|                    |                                                                                                                                                                                                                                                                                                                                                                                                                                                                                                                                                                                                                                                                                                                                                                                                                                                                                                                                         |
|--------------------|-----------------------------------------------------------------------------------------------------------------------------------------------------------------------------------------------------------------------------------------------------------------------------------------------------------------------------------------------------------------------------------------------------------------------------------------------------------------------------------------------------------------------------------------------------------------------------------------------------------------------------------------------------------------------------------------------------------------------------------------------------------------------------------------------------------------------------------------------------------------------------------------------------------------------------------------|
| <b>Description</b> | <p>For iDRAC:</p> <p>This key or key combination terminates Virtual Console text for iDRAC when using the <b>console com2</b> command. The <b>cfgSerialConsoleQuitKey</b> value can be represented by one of the following:</p> <ul style="list-style-type: none"><li>• Decimal value — For example, 95</li><li>• Hexadecimal value — For example, 0x12</li><li>• Octal value — For example, 007</li><li>• ASCII value — For example, ^a<br/>ASCII values may be represented using the following Escape Key codes:</li></ul> <p>^ followed by any alphabet (a-z, A-Z) ^ followed by the listed special characters: [ ] \ ^ _</p> <p>For CMC:</p> <p>This key specifies the character that aborts the serial text console connect (or racadm connect) command.</p> <p> <b>NOTE:</b> The CTRL key is represented by using the ^ (carat) character.</p> |
|--------------------|-----------------------------------------------------------------------------------------------------------------------------------------------------------------------------------------------------------------------------------------------------------------------------------------------------------------------------------------------------------------------------------------------------------------------------------------------------------------------------------------------------------------------------------------------------------------------------------------------------------------------------------------------------------------------------------------------------------------------------------------------------------------------------------------------------------------------------------------------------------------------------------------------------------------------------------------|

 **NOTE:** The CTRL key does not generate a character by itself, but must be struck simultaneously with another key to generate a character.

For example, striking both the CTRL key and the \ key simultaneously (rather than sequentially) is denoted as ^\.


Configuration options: The value must start with the ^ character, and be followed by one of the characters— a-z, A-Z, [, ], \

**Legal value:**

String of up to 4 characters

**Default:**

- For iDRAC: <Ctrl><|>
- For CMC: ^\

 **NOTE:** For information on using RACADM commands for special characters, see [Guidelines to Quote Strings Containing Special Characters When Using RACADM Commands](#).

## cfgSerialConsoleIdleTimeout (Read/Write)

**Description**

The maximum number of seconds to wait before an idle serial session is disconnected.

**Legal Values**

- 0 = No timeout
- 60 – 1920

**Default**

- For iDRAC: 300
- For CMC: 1800

## cfgSerialConsoleNoAuth (Read/Write)

**Description**

Enables or disables the RAC or CMC serial console login authentication.

**Legal Values**

- 0 (enables serial login authentication)
- 1 (disables serial login authentication)

**Default**

0

## cfgSerialConsoleCommand (Read/Write)

**Description**

Specifies a serial command that is executed after a user logs into the serial console interface.


**Legal Values**


- For iDRAC: A string of up to 128 characters.
- For CMC: A string representing a valid serial command. For example, connect server-1.

**Default** <blank>

## cfgSerialConsoleColumns

**Description** Specifies the number of columns in the terminal window command line connected to the serial port. You must log out, then log in again for the changes to take effect. This object property is applicable only for CMC.

 **NOTE:** The prompt counts as two characters.

 **NOTE:** The terminal emulator must be configured with the line wrap mode ON, if a terminal emulator is used.

**Legal Values** 0 – 256

**Default** 0 (equivalent to 80)

## cfgSerialHistorySize (Read/Write)

**Description** Specifies the maximum size of the serial history buffer.

**Legal Values** 0 – 8192

**Default** 8192

## cfgSerialCom2RedirEnable (Read/Write)

**Description** Enables or disables the console for COM 2 port redirection. The cfgSerialCom2RedirEnable object property is applicable only for iDRAC on Rack and Tower Servers. It is not applicable for iDRAC Enterprise on Blade Servers and CMC.

**Legal Values**

- 1 (TRUE)
- 0 (FALSE)

**Default** 1

## cfgSerialSshEnable (Read/Write)

**Description** Enables or disables the secure shell (SSH) interface on iDRAC or CMC.

**Legal Values**

- 1 (TRUE)
- 0 (FALSE)

**Default** 1

## Example

```
racadm getconfig -g cfgSerial

cfgSerialBaudRate=115200
cfgSerialConsoleEnable=1
cfgSerialConsoleQuitKey=^\
cfgSerialConsoleIdleTimeout=1800
cfgSerialConsoleNoAuth=0
cfgSerialConsoleCommand=
cfgSerialConsoleColumns=0
cfgSerialHistorySize=8192
cfgSerialTelnetEnable=0
cfgSerialSshEnable=1
```

## cfgSerialTelnetEnable (Read/Write)

|                     |                                                                                |
|---------------------|--------------------------------------------------------------------------------|
| <b>Description</b>  | Enables or disables the Telnet console interface on iDRAC or CMC.              |
| <b>Legal Values</b> | <ul style="list-style-type: none"><li>• 1 (TRUE)</li><li>• 0 (FALSE)</li></ul> |
| <b>Default</b>      | 0                                                                              |

## cfgOobSnmpp


This group contains parameters to configure the SNMP agent and trap capabilities of iDRAC or CMC. One instance of the group is allowed.

The CMC SNMP agent supports the standard RFC1213 mib-2, and the Dell enterprise-specific MIB.

This group is not applicable for iDRAC on Rack and Tower Servers.

For CMC, use this object with the config or getconfig subcommands.

To use this object property for CMC, you must have **Chassis Configuration Administrator** privilege.

 **NOTE:** For CMC, you can configure any setting that is not preceded by the hash sign (#) in the output. To modify a configurable object, use the **-o** option.

The following sections provide information about the objects in the **cfgOobSnmpp** group.

## cfgOobSnmppAgentCommunity (Read/Write)

|                     |                                                                                                                                                                                                                                                                                                 |
|---------------------|-------------------------------------------------------------------------------------------------------------------------------------------------------------------------------------------------------------------------------------------------------------------------------------------------|
| <b>Description</b>  | Specifies the SNMP Community Name (identical to community string) used for SNMP traps. The community string acts as a password shared between different hosts over the network. This community string value must match with that of the other hosts for any kind of communication through SNMP. |
| <b>Legal Values</b> | A string of up to 31 characters.                                                                                                                                                                                                                                                                |
| <b>Default</b>      | public                                                                                                                                                                                                                                                                                          |

### Example

```
racadm getconfig -g cfgOobSnmp  
  
cfgOobSnmpTrapsEnable=1  
cfgOobSnmpAgentCommunity=public
```

## cfgOobSnmpAgentEnable (Read/Write)


|                     |                                                                                |
|---------------------|--------------------------------------------------------------------------------|
| <b>Description</b>  | Enables or disables the SNMP agent in iDRAC or CMC.                            |
| <b>Legal Values</b> | <ul style="list-style-type: none"><li>• 1 (TRUE)</li><li>• 0 (FALSE)</li></ul> |
| <b>Default</b>      | 0                                                                              |

## cfgTraps

This group displays information for and configures delivery of SNMP traps for a specific user.

This object property is applicable only to CMC. Use this object with the **config** or **getconfig** subcommands.

To use this object property, you must have **Chassis Configuration Administrator** privilege.

 **NOTE:** You can configure any setting that is not preceded by the hash sign (#) in the output. To modify a configurable object, use the **-o** option.

## cfgTrapsIndex (Read Only)

|                     |                                                  |
|---------------------|--------------------------------------------------|
| <b>Description</b>  | Indicates the unique index of an alert instance. |
| <b>Legal Values</b> | 1 - 4                                            |
| <b>Default</b>      | 1                                                |

## cfgTrapsEnable

|                     |                                                                                |
|---------------------|--------------------------------------------------------------------------------|
| <b>Description</b>  | Enables or disables event traps on the CMC.                                    |
| <b>Legal Values</b> | <ul style="list-style-type: none"><li>• 1 (TRUE)</li><li>• 0 (FALSE)</li></ul> |
| <b>Default</b>      | None                                                                           |

## cfgTrapsAlertDestIpAddr

|                     |                                                                      |
|---------------------|----------------------------------------------------------------------|
| <b>Description</b>  | Sets the IP address that receives the alert.                         |
| <b>Legal Values</b> | A string representing a valid IP address. For example, 192.168.0.20. |
| <b>Default</b>      | None                                                                 |

## cfgTrapsCommunityName

|                     |                                                                                                                                                                                                                                                                                               |
|---------------------|-----------------------------------------------------------------------------------------------------------------------------------------------------------------------------------------------------------------------------------------------------------------------------------------------|
| <b>Description</b>  | Sets the community string (identical to the community name) used for authentication. The community string acts as a password shared between different hosts over the network. This community string value must match with that of the other hosts for any kind of communication through SNMP. |
| <b>Legal Values</b> | A string representing the community name.                                                                                                                                                                                                                                                     |
| <b>Default</b>      | None                                                                                                                                                                                                                                                                                          |

### Example


```
racadm getconfig -g cfgTraps -i 2
# cfgTrapsIndex=2
cfgTrapsEnable=1
cfgTrapsAlertDestIpAddr=
cfgTrapsCommunityName=public
```

## cfgRacTuning

This group is used to configure various iDRAC or CMC configuration properties, such as valid ports and security port restrictions.

Use this object with the config or getconfig subcommands.

To use this object property for CMC, you must have **Chassis Configuration Administrator** privilege.

 **NOTE:** For CMC, you can configure any setting that is not preceded by the hash sign (#) in the output. To modify a configurable object, use the **-o** option.

Use the **-m** option to apply this setting to iDRAC.

The following sections provide information about the objects in the **cfgRacTuning** group.

### cfgRacTuneConRedirPort (Read/Write)

|                     |                                                                                                                                           |
|---------------------|-------------------------------------------------------------------------------------------------------------------------------------------|
| <b>Description</b>  | Specifies the port to be used for keyboard, mouse, video, and Virtual Media traffic to iDRAC.<br>This object is applicable only to iDRAC. |
| <b>Legal Values</b> | 1024 – 65535                                                                                                                              |
| <b>Default</b>      | 5900                                                                                                                                      |

### cfgRacTuneRemoteRacadmEnable (Read/Write)

|                     |                                                                                |
|---------------------|--------------------------------------------------------------------------------|
| <b>Description</b>  | Enables or disables the Remote RACADM interface in iDRAC or CMC.               |
| <b>Legal Values</b> | <ul style="list-style-type: none"><li>• 1 (TRUE)</li><li>• 0 (FALSE)</li></ul> |



Default 1

## cfgRacTuneCtrlEConfigDisable

**Description** Enables or disables the ability of the local user to configure iDRAC from the BIOS POST option-ROM. This object is applicable only for iDRAC on Rack and Tower Servers and not for iDRAC Enterprise on Blade Servers or CMC.

**Legal Values**


- 1 (TRUE)
- 0 (FALSE)

Default 0

## cfgRacTuneHttpPort (Read/Write)

**Description** Specifies the port number to use for HTTP network communication with iDRAC or CMC.

**Legal Values** 10 – 65535


 **NOTE:** For CMC, the following port numbers are reserved and cannot be used: 21, 68, 69, 123, 161, 546, 801, 4096, 5988, 5989, 6900, 9000, 60106.

Default 80

## cfgRacTuneHttpsPort (Read/Write)

**Description** Specifies the port number to use for HTTPS network communication with iDRAC or CMC.

**Legal Values** 10 – 65535

 **NOTE:** For CMC, the following port numbers are reserved and cannot be used: 21, 68, 69, 123, 161, 546, 801, 4096, 5988, 5989, 6900, 9000, 60106.

Default 443

## cfgRacTuneIpRangeEnable (Read/Write)

**Description** Enables or disables the IPv4 Address Range validation feature of iDRAC or CMC.

**Legal Values**

- 1 (TRUE)
- 0 (FALSE)

Default 0

## cfgRacTunIpRangeAddr (Read/Write)

|                     |                                                                                                                                                                                                                                                                                                                                                                                                                                       |
|---------------------|---------------------------------------------------------------------------------------------------------------------------------------------------------------------------------------------------------------------------------------------------------------------------------------------------------------------------------------------------------------------------------------------------------------------------------------|
| <b>Description</b>  | Specifies the acceptable IPv4 address bit pattern in positions determined by the "1"s in the range mask property ( <b>cfgRacTunIpRangeMask</b> ).<br>For CMC, a login from the incoming IP address is allowed only if the following are identical: <ul style="list-style-type: none"><li>• cfgRacTunIpRangeMask bit-wise and with incoming IP address</li><li>• cfgRacTunIpRangeMask bit-wise and with cfgRacTunIpRangeAddr</li></ul> |
| <b>Legal Values</b> | An IPv4 address formatted string, for example, 192.168.0.44.                                                                                                                                                                                                                                                                                                                                                                          |
| <b>Default</b>      | 192.168.1.1                                                                                                                                                                                                                                                                                                                                                                                                                           |

## cfgRacTunIpRangeMask (Read/Write)

|                     |                                                                                                                                                                                                                                                                                                                                                                           |
|---------------------|---------------------------------------------------------------------------------------------------------------------------------------------------------------------------------------------------------------------------------------------------------------------------------------------------------------------------------------------------------------------------|
| <b>Description</b>  | Standard IP mask values with left-justified bits. For example, 255.255.255.0.<br>For CMC, a login from the incoming IP address is allowed only if both of the following are identical: <ul style="list-style-type: none"><li>• cfgRacTunIpRangeMask bit-wise and with incoming IP address</li><li>• cfgRacTunIpRangeMask bit-wise and with cfgRacTunIpRangeAddr</li></ul> |
| <b>Legal Values</b> | An IPv4 address formatted string, for example, 255.255.255.0.                                                                                                                                                                                                                                                                                                             |
| <b>Default</b>      | 255.255.255.0                                                                                                                                                                                                                                                                                                                                                             |

## cfgRacTunIpBlkEnable (Read/Write)

|                     |                                                                                |
|---------------------|--------------------------------------------------------------------------------|
| <b>Description</b>  | Enables or disables the IPv4 address blocking feature of iDRAC or CMC.         |
| <b>Legal Values</b> | <ul style="list-style-type: none"><li>• 1 (TRUE)</li><li>• 0 (FALSE)</li></ul> |
| <b>Default</b>      | 0                                                                              |

## cfgRacTunIpBlkFailCount (Read/Write)

|                     |                                                                                                                                                    |
|---------------------|----------------------------------------------------------------------------------------------------------------------------------------------------|
| <b>Description</b>  | The maximum number of login failures to occur within the window (cfgRacTunIpBlkFailWindow) before login attempts from the IP address are rejected. |
| <b>Legal Values</b> | 2 – 16                                                                                                                                             |

**Default** 5

### **cfgRacTuneIpBlkFailWindow (Read/Write)**

**Description** Defines the time span in seconds that the failed attempts are counted. When failure attempts age beyond this limit, they are dropped from the count.

**Legal Values**

- For iDRAC: 10 – 655356
- For CMC: 2 – 655356

**Default** 60

### **cfgRacTuneIpBlkPenaltyTime (Read/Write)**

**Description** Defines the time span in seconds that session requests from an IP address with excessive failures are rejected.

**Legal Values**

- For iDRAC: 10 – 655356
- For CMC: 2 – 655356

**Default** 300

### **cfgRacTuneSshPort (Read/Write)**

**Description** Specifies the port number used for iDRAC or CMC SSH interface.


**Legal Values**

- For iDRAC: 1 – 65535
- For CMC: 10 – 65535

**Default** 22

### **cfgRacTuneTelnetPort (Read/Write)**

**Description** Specifies the port number used for iDRAC or CMC Telnet interface.

 **NOTE:** For CMC, the following port numbers are reserved and cannot be used: 21, 68, 69, 123, 161, 546, 801, 4096, 5988, 5989, 6900, 9000, 60106.

**Legal Values**

- For iDRAC: 1 – 65535
- For CMC: 10 – 65535

**Default** 23

## cfgRacTuneConRedirEnable (Read/Write)

|                     |                                                                                           |
|---------------------|-------------------------------------------------------------------------------------------|
| <b>Description</b>  | Enables or disables Virtual Console.<br>This object property is applicable only to iDRAC. |
| <b>Legal Values</b> | <ul style="list-style-type: none"><li>• 1 (TRUE)</li><li>• 0 (FALSE)</li></ul>            |
| <b>Default</b>      | 1                                                                                         |

## cfgRacTuneConRedirEncryptEnable (Read/Write)

|                     |                                                                                                       |
|---------------------|-------------------------------------------------------------------------------------------------------|
| <b>Description</b>  | Encrypts the video in a Virtual Console session.<br>This object property is applicable only to iDRAC. |
| <b>Legal Values</b> | <ul style="list-style-type: none"><li>• 1 (TRUE)</li><li>• 0 (FALSE)</li></ul>                        |
| <b>Default</b>      | 1                                                                                                     |

## cfgRacTuneAsrEnable (Read/Write)

|                     |                                                                                                                                                                        |
|---------------------|------------------------------------------------------------------------------------------------------------------------------------------------------------------------|
| <b>Description</b>  | Enables or disables iDRAC last crash screen capture feature.<br>This object property is applicable only to iDRAC and requires an iDRAC reset before it becomes active. |
| <b>Legal Values</b> | <ul style="list-style-type: none"><li>• 1 (TRUE)</li><li>• 0 (FALSE)</li></ul>                                                                                         |
| <b>Default</b>      | 0                                                                                                                                                                      |

## cfgRacTuneDaylightOffset (Read Only)

|                     |                                                                                                                                                  |
|---------------------|--------------------------------------------------------------------------------------------------------------------------------------------------|
| <b>Description</b>  | Specifies the daylight savings offset (in minutes) to use for the RAC Time. This value is 0 if the time zone is not a Daylight Saving time zone. |
| <b>Legal Values</b> | 0 – 60                                                                                                                                           |
| <b>Default</b>      | 0                                                                                                                                                |

### Example

```
racadm getconfig -g cfgRacTuning [-m server-<n>] -o  
<object name> <object value>
```

```
cfgRacTuneRemoteRacadmEnable=1  
cfgRacTuneWebserverEnable=1  
cfgRacTuneHttpPort=80  
cfgRacTuneHttpsPort=443  
cfgRacTuneTelnetPort=23  
cfgRacTuneSshPort=22  
cfgRacTuneIpRangeEnable=0
```

```

cfgRacTuneIpRangeAddr=192.168.1.1
cfgRacTuneIpRangeMask=255.255.255.0
cfgRacTuneIpBlkEnable=0
cfgRacTuneIpBlkFailCount=5
cfgRacTuneIpBlkFailWindow=60
cfgRacTuneIpBlkPenaltyTime=300
# cfgRacTuneTimezoneOffset=-18000
# cfgRacTuneDaylightOffset=3600

```

## cfgRacTuneTimezoneOffset (Read Only)

**Description** Specifies the time zone offset (in minutes) from Greenwich Mean Time (GMT)/Coordinated Universal Time (UTC) to use for the RAC Time. Some common time zone offsets for time zones in the United States are:

- -480 (PST—Pacific Standard Time)
- -420 (MST—Mountain Standard Time)
- -360 (CST—Central Standard Time)
- -300 (EST—Eastern Standard Time)

For CMC: This object property is read only. Specifies the difference in number of seconds, from the UTC/GMT. This value is negative if the current time zone is west of Greenwich.

**Legal Values** -720 – 7800

**Default** 0

### Example

```
racadm getconfig -g cfgRacTuning
```

```

cfgRacTuneRemoteRacadmEnable=1
cfgRacTuneWebserverEnable=1
cfgRacTuneHttpPort=80
cfgRacTuneHttpsPort=443
cfgRacTuneTelnetPort=23
cfgRacTuneSshPort=22
cfgRacTuneIpRangeEnable=0
cfgRacTuneIpRangeAddr=192.168.1.1
cfgRacTuneIpRangeMask=255.255.255.0
cfgRacTuneIpBlkEnable=0
cfgRacTuneIpBlkFailCount=5
cfgRacTuneIpBlkFailWindow=60
cfgRacTuneIpBlkPenaltyTime=300# cfgRacTuneTimezoneOffset=-18000#
cfgRacTuneDaylightOffset=3600

```

## cfgRacTuneLocalServerVideo (Read/Write)

**Description** Enables or disables the local server video.



**NOTE:** This object property is applicable only to iDRAC.


**Legal Values**

- 1 (TRUE - Enables)
- 0 (FALSE - Disables)

**Default**

1


## cfgRacTuneLocalConfigDisable (Read/Write)

|                     |                                                                                                                                                                                                                                                                                                                                                                    |
|---------------------|--------------------------------------------------------------------------------------------------------------------------------------------------------------------------------------------------------------------------------------------------------------------------------------------------------------------------------------------------------------------|
| <b>Description</b>  | Disables write access to iDRAC configuration data.<br> <b>NOTE:</b> Access can be disabled using the local RACADM or iDRAC Web interface; however, once disabled, access can be re-enabled only through iDRAC Web interface.<br>This object property is applicable only to iDRAC. |
| <b>Legal Values</b> | <ul style="list-style-type: none"><li>• 0 (TRUE-Enables)</li><li>• 1 (FALSE-Disables)</li></ul>                                                                                                                                                                                                                                                                    |
| <b>Default</b>      | 0                                                                                                                                                                                                                                                                                                                                                                  |

## cfgRacTuneWebserverEnable (Read/Write)

|                     |                                                                                                                                                                                                          |
|---------------------|----------------------------------------------------------------------------------------------------------------------------------------------------------------------------------------------------------|
| <b>Description</b>  | Enables or disables iDRAC or CMC web server. If this property is disabled, iDRAC or CMC is not accessible using client web browsers. This property has no effect on the Telnet/SSH or RACADM interfaces. |
| <b>Legal Values</b> | <ul style="list-style-type: none"><li>• 1 (TRUE)</li><li>• 0 (FALSE)</li></ul>                                                                                                                           |
| <b>Default</b>      | 1                                                                                                                                                                                                        |

## cfgRacTuneVirtualConsoleAuthorizeMultipleSessions (Read/Write)

|                     |                                                                                                                                                                                                                                                                                                                                                                                                                                                                                                                                                                                                                                                                              |
|---------------------|------------------------------------------------------------------------------------------------------------------------------------------------------------------------------------------------------------------------------------------------------------------------------------------------------------------------------------------------------------------------------------------------------------------------------------------------------------------------------------------------------------------------------------------------------------------------------------------------------------------------------------------------------------------------------|
| <b>Description</b>  | If a first user is already using the Virtual Console, the value of this object effects the privileges granted to the subsequent user's shared request after the timeout of 30 seconds.<br>This object property is applicable only to iDRAC.<br>This object is applicable only for iDRAC on Rack and Tower Servers and not for iDRAC Enterprise on Blade Servers.<br> <b>NOTE:</b> To modify this property, you must have Configure iDRAC permission. This object can be used only with remote or firmware (SSH or Telnet) RACADM and not with local RACADM or with earlier DRAC products. |
| <b>Legal Values</b> | 0 (If the user of the first session has not responded for session sharing request by subsequent user, the next session user gets an access denied error after the default timeout value of 30 seconds.)<br>1 (If the user of the first session has not responded for session sharing request by subsequent user, the next                                                                                                                                                                                                                                                                                                                                                    |

session user gets a read only access after the default timeout value of 30 seconds.)

2 (If the user of the first session has not responded for session sharing request by subsequent user, the next session user gets administrator access after default timeout value of 30 seconds.)

**Default** 0

## cfgRacTunePluginType (Read/Write)

**Description** Specifies the plug-in type to use when running virtual console from browser.

This object property is applicable only to iDRAC.

**Legal Values**

- 0 = Use Active X /Native Plugin
- 1 = Use Java Plugin

**Default** 0 = Active X /Native Plugin

## ifcRacManagedNodeOs

This group contains properties that describe the managed server operating system. One instance of the group is allowed.

This object is applicable only to iDRAC.

The following sections provide information about the objects in the **ifcRacManagedNodeOs** group.

### ifcRacMnOsHostname (Read Only)

**Description** The host name of the managed server.

**Legal Values** A string of up to 255 characters.

**Default** <blank>

### ifcRacMnOsOsName (Read Only)

**Description** The operating system name of the managed server.

**Legal Values** A string of up to 255 characters.

**Default** <blank>

## cfgRacVirtual

This group contains parameters to configure the iDRAC Virtual Media feature. One instance of the group is allowed.

This object is applicable only to iDRAC.

The following sections provide information about the objects in the **cfgRacVirtual** group.


## cfgVirMediaAttached (Read/Write)

|                     |                                                                                                                                                                                                                                                                                                                                                                                                                                                                                                |
|---------------------|------------------------------------------------------------------------------------------------------------------------------------------------------------------------------------------------------------------------------------------------------------------------------------------------------------------------------------------------------------------------------------------------------------------------------------------------------------------------------------------------|
| <b>Description</b>  | This object is used to attach virtual devices to the system via the USB bus. When the devices are attached, the server recognizes valid USB mass storage devices attached to the system. This is equivalent to attaching a local USB CDROM/floppy drive to a USB port on the system. When the devices are attached, they can be connected to the virtual devices remotely using iDRAC Web interface or the CLI. Setting this object to <b>0</b> causes the devices to detach from the USB bus. |
| <b>Legal Values</b> | <ul style="list-style-type: none"><li>• 0 = Detach</li><li>• 1 = Attach</li><li>• 2 = Auto-Attach</li></ul>                                                                                                                                                                                                                                                                                                                                                                                    |
| <b>Default</b>      | 0                                                                                                                                                                                                                                                                                                                                                                                                                                                                                              |

## cfgVirtualBootOnce (Read/Write)

|                     |                                                                                                                                                                                                                                                                 |
|---------------------|-----------------------------------------------------------------------------------------------------------------------------------------------------------------------------------------------------------------------------------------------------------------|
| <b>Description</b>  | Enables or disables the <b>Virtual Media Boot Once</b> feature of iDRAC.<br><br>If this property is enabled when the host server is rebooted, this feature attempts to boot from the virtual media devices—if the appropriate media is installed in the device. |
| <b>Legal Values</b> | <ul style="list-style-type: none"><li>• 1 (TRUE)</li><li>• 0 (FALSE)</li></ul>                                                                                                                                                                                  |
| <b>Default</b>      | 0                                                                                                                                                                                                                                                               |

## cfgVirMediaFloppyEmulation (Read/Write)

|                     |                                                                                                                                                                                                                                                                                                                                                                                                                                                                                                                                                                        |
|---------------------|------------------------------------------------------------------------------------------------------------------------------------------------------------------------------------------------------------------------------------------------------------------------------------------------------------------------------------------------------------------------------------------------------------------------------------------------------------------------------------------------------------------------------------------------------------------------|
| <b>Description</b>  | When set to 0, the virtual floppy drive is recognized as a removable disk by Windows operating systems. Windows operating systems assigns a drive letter that is C: or higher during enumeration. When set to 1, the Virtual Floppy drive is seen as a floppy drive by Windows operating systems. Windows operating systems assigns a drive letter of A: or B:.<br><br> <b>NOTE:</b> Virtual Media has to be reattached (using cfgVirMediaAttached) for this change to take effect. |
| <b>Legal Values</b> | <ul style="list-style-type: none"><li>• 1 (TRUE)</li><li>• 0 (FALSE)</li></ul>                                                                                                                                                                                                                                                                                                                                                                                                                                                                                         |
| <b>Default</b>      | 0                                                                                                                                                                                                                                                                                                                                                                                                                                                                                                                                                                      |



## cfgSDWriteProtect (Read Only)

### Description

Displays if the physical write protect latch on the SD card is enabled or disabled.



**NOTE:** This command is deprecated from iDRAC 1.5 and CMC 3.0 releases onwards. The functionality of this command is now covered by `cfgVFlashSDWriteProtect`. While execution of the `cfgSDWriteProtect` command is successful, it is recommended to use the `cfgVFlashSDWriteProtect` command. For more information, see "cfgVFlashSDWriteProtect" on page 132.

### Legal Values

- 1 (TRUE)
- 0 (FALSE)

### Default

0

## cfgServerInfo

For iDRAC this group allows you to select the BIOS first boot device and provides the option to boot the selected device only once.

For CMC, this group allows you to displays information for and configure a server in the chassis.

Use this object with the `config` or `getconfig` subcommands.

To use this object property for CMC, you must have **Chassis Configuration Administrator** privilege.



**NOTE:** For CMC, you can configure any setting that is not preceded by the hash sign (#) in the output. To modify a configurable object, use the `-o` option

The following sections provide information about the objects in the `cfgServerInfo` group.

## cfgServerInfoIndex (Read Only)

### Description

Displays the index name of the server.  
This object is applicable only to CMC.

### Legal Values

None

### Default

None

## cfgServerSlotNumber (Read Only)

### Description

Specifies the location of the specified server (1–16) in the chassis.

This object is applicable only to CMC.

### Legal Values

None

**Default** None

### cfgServerServiceTag (Read Only)

**Description** Displays the service tag of the specified server.  
This object is applicable only to CMC.

**Legal Values** None

**Default** None

### cfgServerName (Read/Write)

**Description** Displays the name of the specified server.  
This object is applicable only to CMC.

**Legal Values** Maximum of 15 non-extended ASCII characters, (ASCII codes 32 through 126). For more information, see [Guidelines to Quote Strings Containing Special Characters When Using RACADM Commands](#).

**Default** SLOT - *<slot number>*

### cfgServerFW (Read Only)

**Description** Displays the server's iDRAC management firmware revision.  
This object is applicable only to CMC.

**Legal Values** None

**Default** None

### cfgServerBIOS (Read Only)

**Description** Displays the server's BIOS revision.  
This object is applicable only to CMC.

**Legal Values** None

**Default** None

### cfgServerBmcMacAddress (Read Only)

**Description** Displays the BMC MAC address of the specified server.  
This object is applicable only to CMC.

**Legal Values** None

**Default** None

### **cfgServerNic1MacAddress (Read Only)**

|                     |                                                                                         |
|---------------------|-----------------------------------------------------------------------------------------|
| <b>Description</b>  | Displays the MAC address of the server NIC 1.<br>This object is applicable only to CMC. |
| <b>Legal Values</b> | None                                                                                    |
| <b>Default</b>      | None                                                                                    |

### **cfgServerNic2MacAddress (Read Only)**

|                     |                                                                                         |
|---------------------|-----------------------------------------------------------------------------------------|
| <b>Description</b>  | Displays the MAC address of the server NIC 2.<br>This object is applicable only to CMC. |
| <b>Legal Values</b> | None                                                                                    |
| <b>Default</b>      | None                                                                                    |

### **cfgServerNic3MacAddress (Read Only)**

|                     |                                                                                         |
|---------------------|-----------------------------------------------------------------------------------------|
| <b>Description</b>  | Displays the MAC address of the server NIC 3.<br>This object is applicable only to CMC. |
| <b>Legal Values</b> | None                                                                                    |
| <b>Default</b>      | None                                                                                    |

### **cfgServerNic4MacAddress (Read Only)**

|                     |                                                                                         |
|---------------------|-----------------------------------------------------------------------------------------|
| <b>Description</b>  | Displays the MAC address of the server NIC 4.<br>This object is applicable only to CMC. |
| <b>Legal Values</b> | None                                                                                    |
| <b>Default</b>      | None                                                                                    |

### **cfgServerPriority (Read/Write)**

|                     |                                                                                                                                       |
|---------------------|---------------------------------------------------------------------------------------------------------------------------------------|
| <b>Description</b>  | Sets the priority level allotted to the server in the chassis for power budgeting purposes.<br>This object is applicable only to CMC. |
| <b>Legal Values</b> | 1–9 in descending priority, where 1 holds the highest priority                                                                        |
| <b>Default</b>      | 1                                                                                                                                     |

### **cfgServerNicEnable (Read/Write)**

|                     |                                                                                    |
|---------------------|------------------------------------------------------------------------------------|
| <b>Description</b>  | Enables or disables LAN channel.<br>This object is applicable only to CMC.         |
| <b>Legal Values</b> | <ul style="list-style-type: none"><li>• 1 (Enable)</li><li>• 0 (Disable)</li></ul> |
| <b>Default</b>      | None                                                                               |

### **cfgServerIPMIOverLanEnable (Read/Write)**

|                     |                                                                                    |
|---------------------|------------------------------------------------------------------------------------|
| <b>Description</b>  | Enables or disables IPMI LAN channel.<br>This object is applicable only to CMC.    |
| <b>Legal Values</b> | <ul style="list-style-type: none"><li>• 1 (enable)</li><li>• 0 (disable)</li></ul> |
| <b>Default</b>      | None                                                                               |

### **cfgServerPowerBudgetAllocation (Read Only)**

|                     |                                                                                                 |
|---------------------|-------------------------------------------------------------------------------------------------|
| <b>Description</b>  | Displays the current power allocation for the server.<br>This object is applicable only to CMC. |
| <b>Legal Values</b> | <ul style="list-style-type: none"><li>• 1 (Enable)</li><li>• 0 (Disable)</li></ul>              |
| <b>Default</b>      | None                                                                                            |

### **cfgServerDNSRegisterIMC (Read/Write)**

|                     |                                                                                                                        |
|---------------------|------------------------------------------------------------------------------------------------------------------------|
| <b>Description</b>  | Enables or disables DNS name registration for the Integrated System (iDRAC).<br>This object is applicable only to CMC. |
| <b>Legal Values</b> | <ul style="list-style-type: none"><li>• 1 (enable)</li><li>• 0 (disable)</li></ul>                                     |
| <b>Default</b>      | None                                                                                                                   |


## cfgServerDNSIMCName (Read/Write)

|                     |                                                                                                                             |
|---------------------|-----------------------------------------------------------------------------------------------------------------------------|
| <b>Description</b>  | Displays the DNS domain name for the integrated Remote Access Controller (iDRAC.)<br>This object is applicable only to CMC. |
| <b>Legal Values</b> | None                                                                                                                        |
| <b>Default</b>      | None                                                                                                                        |

## cfgServerRootPassword (Write Only)

|                     |                                                                                                                                                                        |
|---------------------|------------------------------------------------------------------------------------------------------------------------------------------------------------------------|
| <b>Description</b>  | Displays the password for iDRAC as a series of asterisks (*). It cannot be seen or displayed after this property is written.<br>This object is applicable only to CMC. |
| <b>Legal Values</b> | None                                                                                                                                                                   |
| <b>Default</b>      | None                                                                                                                                                                   |

## cfgServerFirstBootDevice (Read/Write)

|                     |                                                                                                                                                                                                                                                                                                                                                                                                                                                                                                                                                                                                                                                                 |
|---------------------|-----------------------------------------------------------------------------------------------------------------------------------------------------------------------------------------------------------------------------------------------------------------------------------------------------------------------------------------------------------------------------------------------------------------------------------------------------------------------------------------------------------------------------------------------------------------------------------------------------------------------------------------------------------------|
| <b>Description</b>  | Sets or displays the first boot device.<br>For iDRAC, you can also set a vFlash partition that is attached as a bootable device. For more information, see <a href="#">cfgVFlashPartitionOSVolLabel ReadOnly</a><br>For CMC, this object is Write only.<br><br> <b>NOTE:</b> For a vFlash Partition to be configured as First Boot Device, it has to be attached first. When a detached / non-existent VFlash partition or a non-standard boot device is configured as first boot device, the following error message is displayed:<br><br><code>Invalid object value</code> |
| <b>Legal Values</b> | <ul style="list-style-type: none"><li>• No-Override</li><li>• PXE</li><li>• HDD</li><li>• DIAG</li><li>• CD-DVD</li><li>• BIOS</li><li>• vFDD</li><li>• VCD-DVD</li><li>• iSCSI</li><li>• VFLASH partition label</li><li>• FDD</li><li>• SDe</li><li>• RFS (Remote File Share)</li></ul>                                                                                                                                                                                                                                                                                                                                                                        |
| <b>Default</b>      | No-Override                                                                                                                                                                                                                                                                                                                                                                                                                                                                                                                                                                                                                                                     |

## cfgServerBootOnce (Read/Write)

|                     |                                                                                          |
|---------------------|------------------------------------------------------------------------------------------|
| <b>Description</b>  | Enables or disables the server boot once feature.<br>For CMC, this object is Write only. |
| <b>Legal Values</b> | <ul style="list-style-type: none"><li>• 1 = TRUE</li><li>• 0 = FALSE</li></ul>           |
| <b>Default</b>      | 0                                                                                        |

## cfgServerPowerConsumption (Read Only)

|                     |                                                                                                |
|---------------------|------------------------------------------------------------------------------------------------|
| <b>Description</b>  | Displays the current power consumption for a server.<br>This object is applicable only to CMC. |
| <b>Legal Values</b> | None                                                                                           |
| <b>Default</b>      | None                                                                                           |

### Example

```
racadm getconfig -g cfgServerInfo -i 8
# cfgServerInfoIndex=8
# cfgServerSlotNumber=8
# cfgServerServiceTag=
cfgServerName=SLOT-08
# cfgServerFW=3.0
# cfgServerBIOS=
# cfgServerBmcMacAddress=00:21:9B:FE:5F:58
# cfgServerNic1MacAddress=00:0D:56:B8:69:63
170 CMC Property Database Group and Object Definitions
# cfgServerNic2MacAddress=00:0D:56:B8:69:65
# cfgServerNic3MacAddress=00:0D:56:B8:69:CB
# cfgServerNic4MacAddress=00:0D:56:B8:69:CD
cfgServerPriority=1
cfgServerNicEnable=1
cfgServerIPMIOverLANEnable=1
# cfgServerPowerBudgetAllocation=0
cfgServerDNSRegisterIMC=0
cfgServerDNSIMCName=iDRAC-
# cfgServerRootPassword=***** (Write-Only)
# cfgServerFirstBootDevice=***** (Write-Only)
# cfgServerBootOnce=***** (Write-Only)
# cfgServerPowerConsumption=0
racadm getconfig -g cfgServerInfo -i 1
# cfgServerInfoIndex=1
# cfgServerSlotNumber=1
```

```

# cfgServerServiceTag=1S0M0G1
cfgServerName=SLOT-01
# cfgServerFW=1.40 (Build 12)
# cfgServerBIOS=4.0.2
# cfgServerBmcMacAddress=00:18:8B:FF:41:43
# cfgServerNic1MacAddress=00:1A:A0:FF:D9:F4
# cfgServerNic2MacAddress=00:1A:A0:FF:D9:F6
cfgServerPriority=1
cfgServerNicEnable=1
cfgServerIPMIOverLANEnable=1
# cfgServerPowerBudgetAllocation=0
cfgServerDNSRegisterIMC=0
cfgServerDNSIMCName=iDRAC-1S0M0G1
# cfgServerRootPassword=***** (Write-Only)
# cfgServerFirstBootDevice=***** (Write-Only)
# cfgServerBootOnce=***** (Write-Only)
# cfgServerPowerConsumption=0

```

## cfgActiveDirectory

This group contains parameters to configure iDRAC or CMC Active Directory feature.

Use this object with the config or getconfig subcommands.

To use this object property for CMC, you must have **Chassis Configuration Administrator** privilege.



**NOTE:** For CMC, you can configure any setting that is not preceded by the hash sign (#) in the output. To modify a configurable object, use the **-o** option.

The following sections provide information about the objects in the **cfgActiveDirectory** group.

### cfgADRRacDomain (Read/Write)

|                     |                                                                         |
|---------------------|-------------------------------------------------------------------------|
| <b>Description</b>  | Active Directory Domain in which iDRAC or CMC resides.                  |
| <b>Legal Values</b> | Any printable text string of up to 254 characters, with no white space. |
| <b>Default</b>      | <blank>                                                                 |

### cfgADRRacName (Read/Write)

|                     |                                                                         |
|---------------------|-------------------------------------------------------------------------|
| <b>Description</b>  | Name of iDRAC or CMC as recorded in the Active Directory forest.        |
| <b>Legal Values</b> | Any printable text string of up to 254 characters, with no white space. |
| <b>Default</b>      | <blank>                                                                 |


## cfgADRootDomain

|                     |                                                                                           |
|---------------------|-------------------------------------------------------------------------------------------|
| <b>Description</b>  | Specifies the root domain of the domain forest.<br>This object is applicable only to CMC. |
| <b>Legal Values</b> | Any printable text string of up to 254 characters, with no white space.                   |
| <b>Default</b>      | <blank>                                                                                   |

## cfgADEnable (Read/Write)

|                     |                                                                                                                                                                                                                                                                                         |
|---------------------|-----------------------------------------------------------------------------------------------------------------------------------------------------------------------------------------------------------------------------------------------------------------------------------------|
| <b>Description</b>  | Enables or disables Active Directory user authentication on iDRAC or CMC.<br>If this property is disabled on iDRAC, only local iDRAC authentication is used for user logins. If this property is disabled for CMC, either local CMC or LDAP authentication may be used for user logins. |
| <b>Legal Values</b> | <ul style="list-style-type: none"><li>• 1 (TRUE)</li><li>• 0 (FALSE)</li></ul>                                                                                                                                                                                                          |
| <b>Default</b>      | 0                                                                                                                                                                                                                                                                                       |

## cfgADSCLEnable

|                     |                                                                                                                                                                                                                    |
|---------------------|--------------------------------------------------------------------------------------------------------------------------------------------------------------------------------------------------------------------|
| <b>Description</b>  | Enables you to log on to the CMC without enabling the Smart Card login.<br> <b>NOTE:</b> This object is applicable only to CMC. |
| <b>Legal Values</b> | <ul style="list-style-type: none"><li>• 1 (Enable)</li><li>• 0 (Disable)</li></ul>                                                                                                                                 |
| <b>Default</b>      | 0                                                                                                                                                                                                                  |

## cfgADSSOEnable (Read/Write)

|                     |                                                                                |
|---------------------|--------------------------------------------------------------------------------|
| <b>Description</b>  | Enables or disables Active Directory single sign-on authentication on iDRAC.   |
| <b>Legal Values</b> | <ul style="list-style-type: none"><li>• 1 (TRUE)</li><li>• 0 (FALSE)</li></ul> |
| <b>Default</b>      | 0                                                                              |



## cfgADDomainController

|                     |                                                                                                                                                                         |
|---------------------|-------------------------------------------------------------------------------------------------------------------------------------------------------------------------|
| <b>Description</b>  | Specifies the AD server from which you want the CMC to obtain user names. Must be used with <b>cfgADSpecifyServerEnable</b> .<br>This object is applicable only to CMC. |
| <b>Legal Values</b> | Valid IP address or fully qualified domain name (FQDN).                                                                                                                 |
| <b>Default</b>      | None                                                                                                                                                                    |

## cfgADDomainController1 (Read/Write)

|                     |                                                                                                                            |
|---------------------|----------------------------------------------------------------------------------------------------------------------------|
| <b>Description</b>  | Specifies the LDAP server from which you want the iDRAC to obtain user names .<br>This object is applicable only to iDRAC. |
| <b>Legal Values</b> | A string of up to 254 ASCII characters representing a valid IP address or a fully qualified domain name (FQDN).            |
| <b>Default</b>      | None                                                                                                                       |


## cfgADDomainController2 (Read/Write)

|                     |                                                                                                                            |
|---------------------|----------------------------------------------------------------------------------------------------------------------------|
| <b>Description</b>  | Specifies the LDAP server from which you want the iDRAC to obtain user names .<br>This object is applicable only to iDRAC. |
| <b>Legal Values</b> | A string of up to 254 ASCII characters representing a valid IP address or a fully qualified domain name (FQDN).            |
| <b>Default</b>      | None                                                                                                                       |

## cfgADDomainController3 (Read/Write)

|                     |                                                                                                                            |
|---------------------|----------------------------------------------------------------------------------------------------------------------------|
| <b>Description</b>  | Specifies the LDAP server from which you want the iDRAC to obtain user names .<br>This object is applicable only to iDRAC. |
| <b>Legal Values</b> | A string of up to 254 ASCII characters representing a valid IP address or a fully qualified domain name (FQDN).            |
| <b>Default</b>      | None                                                                                                                       |

## cfgADAuthTimeout (Read/Write)

|                     |                                                                                                                                                                                                                                                                                                   |
|---------------------|---------------------------------------------------------------------------------------------------------------------------------------------------------------------------------------------------------------------------------------------------------------------------------------------------|
| <b>Description</b>  | Specifies the number of seconds to wait for Active Directory authentication requests to complete before timing out.<br> <b>NOTE:</b> To modify this property, you must have <b>Configure iDRAC</b> permission. |
| <b>Legal Values</b> | 15 – 300 seconds                                                                                                                                                                                                                                                                                  |

Default 120

## cfgADType (Read/Write)

**Description** Determines the schema type to use with Active Directory.

**Legal Values**

- 1 (Enables Active Directory with the extended schema)
- 2 (Enables Active Directory with the standard schema)

**Default** 1

## cfgADSpecifyServerEnable

**Description** Allows you to enable or disable and specify an LDAP server or a global catalog server. Use **cfgADDomainController** or **cfgADGlobalCatalog** to specify the IP address.

This object is applicable only to CMC.

**Legal Values**

- 1 (enabled)
- 0 (disabled)

**Default** 0

## cfgADGlobalCatalog

**Description** Specifies the Global Catalog server from which you want the CMC to obtain user names. Must be used with **cfgADSpecifyServerEnable**.

This object is applicable only to CMC.

**Legal Values** Valid IP address or FQDN

**Default** None

### Example

```
racadm getconfig -g cfgActiveDirectory

cfgADEnable=1
cfgADSCLEnable=0
cfgADSSOEnable=0
cfgADRacDomain=
cfgADRootDomain=help
cfgADRacName=
cfgADRacAuthTimeout=300
cfgADType=0x4
cfgADSpecifyServerEnable=1
cfgADDomainController=192.168.1.1
cfgADGlobalCatalog=127.0.0.1
```

### cfgADGlobalCatalog1 (Read/Write)

|                     |                                                                                                                                     |
|---------------------|-------------------------------------------------------------------------------------------------------------------------------------|
| <b>Description</b>  | Specifies the Global Catalog server from which you want the iDRAC to obtain user names.<br>This object is applicable only to iDRAC. |
| <b>Legal Values</b> | A string of up to 254 ASCII characters representing a valid IP address or a fully qualified domain name (FQDN).                     |
| <b>Default</b>      | None                                                                                                                                |

### cfgADGlobalCatalog2 (Read/Write)

|                     |                                                                                                                                     |
|---------------------|-------------------------------------------------------------------------------------------------------------------------------------|
| <b>Description</b>  | Specifies the Global Catalog server from which you want the iDRAC to obtain user names.<br>This object is applicable only to iDRAC. |
| <b>Legal Values</b> | A string of up to 254 ASCII characters representing a valid IP address or a fully qualified domain name (FQDN).                     |
| <b>Default</b>      | None                                                                                                                                |

### cfgADGlobalCatalog3 (Read/Write)

|                     |                                                                                                                                     |
|---------------------|-------------------------------------------------------------------------------------------------------------------------------------|
| <b>Description</b>  | Specifies the Global Catalog server from which you want the iDRAC to obtain user names.<br>This object is applicable only to iDRAC. |
| <b>Legal Values</b> | A string of up to 254 ASCII characters representing a valid IP address or a fully qualified domain name (FQDN).                     |
| <b>Default</b>      | None                                                                                                                                |

### cfgADCertValidationEnable (Read/Write)

|                     |                                                                                                                                                                  |
|---------------------|------------------------------------------------------------------------------------------------------------------------------------------------------------------|
| <b>Description</b>  | Enables or disables Active Directory certificate validation as a part of the Active Directory configuration process.<br>This object is applicable only to iDRAC. |
| <b>Legal Values</b> | <ul style="list-style-type: none"><li>• 1 (TRUE)</li><li>• 0 (FALSE)</li></ul>                                                                                   |
| <b>Default</b>      | 1                                                                                                                                                                |

### cfgADDcSRVLookupEnable (Read/Write)

|                    |                                                                                                                                                                                                                                                                               |
|--------------------|-------------------------------------------------------------------------------------------------------------------------------------------------------------------------------------------------------------------------------------------------------------------------------|
| <b>Description</b> | Configures iDRAC to use pre-configured domain controllers or to use DNS to find the domain controller. If using pre-configured domain controllers, then the domain controllers to use are specified under <b>cfgAdDomainController1</b> , <b>cfgAdDomainController2</b> , and |
|--------------------|-------------------------------------------------------------------------------------------------------------------------------------------------------------------------------------------------------------------------------------------------------------------------------|

**cfgAdDomainController3.** iDRAC does not fail over to the specified domain controllers when DNS lookup fails or none of the servers returned by the DNS lookup works. This object is applicable only to iDRAC.

**Legal Values**

- 1 (TRUE)—use DNS to look up domain controllers
- 0 (FALSE)—use pre-configured domain controllers

**Default**

0

### cfgADDcSRVLookupbyUserdomain (Read/Write)

**Description**

Chooses the way the user domain is looked up for Active Directory. This object is applicable only to iDRAC.

**Legal Values**

- 1 (TRUE)—use user domain as the search domain to look up DCs. The user domain is chosen from the user domain list or entered by the login user.
- 0 (FALSE)—use the configured search domain **cfgADDcSrvLookupDomainName** to look up DCs.

**Default**

1

### cfgADDcSRVLookupDomainName (Read/Write)

**Description**

This is the Active Directory Domain to use when **cfgAddcSrvLookupbyUserDomain** is set to 0. This object is applicable only to iDRAC.

**Legal Values**

String. Maximum length = 254

**Default**

Null

### cfgADGcSRVLookupEnable (Read/Write)

**Description**

Determines how the global catalog server is looked up. If using pre-configured global catalog servers, then iDRAC uses the values **cfgAdGlobalCatalog1**, **cfgAdGlobalCatalog2**, and **cfgAdGlobalCatalog3**. This object is applicable only to iDRAC.

**Legal Values**

- 0(FALSE)—use pre-configured Global Catalog Servers (GCS)
- 1(TRUE)—use DNS to look up GCS

**Default**

0


## cfgADGcRootDomain (Read/Write)

|                     |                                                                                                                                                  |
|---------------------|--------------------------------------------------------------------------------------------------------------------------------------------------|
| <b>Description</b>  | The name of the Active Directory root domain used for DNS look up, to locate Global Catalog servers.<br>This object is applicable only to iDRAC. |
| <b>Legal Values</b> | String. Maximum length = 254                                                                                                                     |
| <b>Default</b>      | Null                                                                                                                                             |

## cfgLDAP


This group allows you to configure settings related to the Lightweight Directory Access Protocol (LDAP).  
Use this object with the **config** or **getconfig** subcommands.

To use this object property for CMC, you must have **Chassis Configuration Administrator** privilege.


 **NOTE:** For CMC, you can configure any setting that is not preceded by the hash sign (#) in the output. To modify a configurable object, use the **-o** option.

The following sections provide information about the objects in the **cfgLDAP** group.

### cfgLdapEnable (Read/Write)

|                     |                                                                                                                                                                                                                                                                                   |
|---------------------|-----------------------------------------------------------------------------------------------------------------------------------------------------------------------------------------------------------------------------------------------------------------------------------|
| <b>Description</b>  | Turns LDAP service on or off.<br>If this property is disabled, local CMC authentication is used for user logins.<br> <b>NOTE:</b> For CMC, enabling this option turns off <b>cfgADEnable</b> . |
| <b>Legal Values</b> | <ul style="list-style-type: none"><li>• 1 (TRUE)— Enable</li><li>• 0 (FALSE)— Disable</li></ul>                                                                                                                                                                                   |
| <b>Default</b>      | 0                                                                                                                                                                                                                                                                                 |

### cfgLdapServer (Read/Write)

|                     |                                                                                                                                                                                                                                                                                                 |
|---------------------|-------------------------------------------------------------------------------------------------------------------------------------------------------------------------------------------------------------------------------------------------------------------------------------------------|
| <b>Description</b>  | Configures the address of the LDAP Server. IPv4 and IPv6 are supported.<br> <b>NOTE:</b> You can specify multiple servers by separating each server with a comma. For example, example.com, sub1.example.com |
| <b>Legal Values</b> | String.<br><ul style="list-style-type: none"><li>• For iDRAC: Maximum length = 1024</li><li>• For CMC: Maximum length = 254</li></ul>                                                                                                                                                           |
| <b>Default</b>      | Null                                                                                                                                                                                                                                                                                            |

### cfgLdapPort (Read/Write)

|                     |                                                       |
|---------------------|-------------------------------------------------------|
| <b>Description</b>  | Port of LDAP over SSL. Non-SSL port is not supported. |
| <b>Legal Values</b> | 1 - 65535                                             |
| <b>Default</b>      | 636                                                   |

### cfgLdapBasedn (Read/Write)

|                     |                                                                                      |
|---------------------|--------------------------------------------------------------------------------------|
| <b>Description</b>  | The Domain Name of the branch of the directory where all searches should start from. |
| <b>Legal Values</b> | String. Maximum length = 254                                                         |
| <b>Default</b>      | Null                                                                                 |

### cfgLdapUserAttribute (Read/Write)

|                     |                                                                                                                                                                                                                                                                       |
|---------------------|-----------------------------------------------------------------------------------------------------------------------------------------------------------------------------------------------------------------------------------------------------------------------|
| <b>Description</b>  | Specifies the user attribute to search for. It is recommended to be unique within the chosen baseDN, otherwise a search filter must be configured to make sure the uniqueness of the login user. If the userDN cannot be uniquely identified, login fails with error. |
| <b>Legal Values</b> | String. Maximum length = 254                                                                                                                                                                                                                                          |
| <b>Default</b>      | Null<br><i>uid</i> if not configured.                                                                                                                                                                                                                                 |

### cfgLdapGroupAttribute (Read/Write)

|                     |                                                                                                                                                                                                         |
|---------------------|---------------------------------------------------------------------------------------------------------------------------------------------------------------------------------------------------------|
| <b>Description</b>  | Specifies which LDAP attribute is used to check for group membership. This should be an attribute of the group class. If not specified, then iDRAC or CMC uses the member and unique member attributes. |
| <b>Legal Values</b> | String. Maximum length = 254                                                                                                                                                                            |
| <b>Default</b>      | Null                                                                                                                                                                                                    |

## cfgLdapGroupAttributesDN (Read/Write)

### Description

For iDRAC: When it is set to 1, iDRAC compares the userDN retrieved from the directory to compare to the members of the group; if it is set to 0, the user name provided by the login user is used to compare to the members of the group. This does not impact the search algorithm for the bind. iDRAC always searches the userDN and uses the userDN to bind.

For CMC: If enabled, the CMC performs DN matching, otherwise the CMC uses the user name provided at login for matching.

### Legal Values

- 1 (TRUE)—Use the *userDN* from the LDAP Server
- 0 (FALSE)—Use the *userDN* provided by the login user

### Default

1

## cfgLdapBinddn (Read/Write)

### Description

The distinguished name of a user used to bind to the server when searching for the login user's DN. If not provided, an anonymous bind is used. This is optional but is required if anonymous bind is not supported.



**NOTE:** If `cfgLDAPBindDN` is [null] and `cfgLDAPBindPassword` is [null], then the CMC attempts an anonymous bind.

### Legal Values

String. Maximum length = 254

### Default

Null

## cfgLdapBindpassword (Write Only)

### Description

A bind password to use in conjunction with the bindDN. The bind password is sensitive data, and should be protected. This is optional but is required if anonymous bind is not supported.

### Legal Values

String. Maximum length = 254

### Default

Null

## cfgLdapSearchFilter (Read/Write)

### Description

A valid LDAP search filter. This is used if the user attribute cannot uniquely identify the login user within the chosen baseDN. The search filter only applies to userDN search and not the group membership search.

### Legal Values

- For iDRAC: String of maximum length = 254 characters

- For CMC: String of maximum length = 1024 characters

**Default**

(objectclass=\*)  
Searches for all objects in tree.

### cfgLDAPCertValidationEnable (Read/Write)

**Description**

Controls certificate validation during SSL handshake.

**Legal Values**

- 1 (TRUE)—iDRAC or CMC uses the CA certificate to validate the LDAP server certificate during SSL handshake.
- 0 (FALSE)—iDRAC or CMC skips the certificate validation step of SSL handshake.

**Default**

1

### cfgLDAPNetworkTimeout

**Description**

Configures the network timeout in seconds.  
This object is applicable only to CMC.

**Legal Values**

Positive integer

**Default**

30 seconds

### cfgLDAPSearchTimeout

**Description**

Configures the search timeout in seconds.  
This object is applicable only to CMC.

**Legal Values**

Positive integer

**Default**

120 seconds

### cfgLDAPSRVLookupEnable

**Description**

Configures the CMC to query a DNS server for SRV records.  
This object is applicable only to CMC.

**Legal Values**

- 1 (true)
- 0 (false)

**Default**

0

### cfgLDAPSRVLookupDomainName

**Description**

Configures the domain name to be used in the SRV lookup.



|                     |                                                                                                                                                     |
|---------------------|-----------------------------------------------------------------------------------------------------------------------------------------------------|
| <b>Legal Values</b> | This object is applicable only to CMC.<br>String of maximum length of 254 alphanumeric characters and hyphens. The string must begin with a letter. |
| <b>Default</b>      | [null]                                                                                                                                              |

## cfgLDAPSRVLookupServiceName (Read/Write)


|                     |                                                                                                     |
|---------------------|-----------------------------------------------------------------------------------------------------|
| <b>Description</b>  | Configures the service name to be used in the SRV lookup.<br>This object is applicable only to CMC. |
| <b>Legal Values</b> | String of maximum length of 254 characters.                                                         |
| <b>Default</b>      | ldap                                                                                                |

## cfgLdapRoleGroup

For iDRAC, this group allows the user to configure role groups for LDAP.

Use this object with the config or getconfig subcommands.

To use this object property for CMC, you must have **Chassis Configuration Administrator** privilege.

 **NOTE:** For CMC, you can configure any setting that is not preceded by the hash sign (#) in the output. To modify a configurable object, use the **-o** option.

For CMC, this group configures Generic LDAP Role group descriptions and defines the CMC privileges that LDAP-authenticated users are granted.

**cfgLDAPRoleGroup** is indexed, containing instances numbered from 1 to 5. Each object instance consists of a pair of properties:

- **cfgLDAPRoleGroupDN:** an LDAP distinguished name (DN)
- **cfgLDAPRoleGroupPrivilege:** a CMC privilege map

Each LDAP-authenticated user assumes the total set of CMC privileges assigned to the matching LDAP distinguished names that the user belongs to.

That is, if the user belongs to multiple role group DN's, the user receives all associated privileges for those DN's.

The following sections provide information about the objects in the **cfgLdapRoleGroup** group.

## cfgLdapRoleGroupIndex (Read Only)

|                     |                                                                                                |
|---------------------|------------------------------------------------------------------------------------------------|
| <b>Description</b>  | This is the index value of the Role Group Object.<br>This object is applicable only for iDRAC. |
| <b>Legal Values</b> | An integer between 1 and 5                                                                     |
| <b>Default</b>      | <instance>                                                                                     |

## cfgLdapRoleGroupDN (Read/Write)

|                     |                                                                                                                                         |
|---------------------|-----------------------------------------------------------------------------------------------------------------------------------------|
| <b>Description</b>  | This is the Domain Name of the group in this index.<br>For CMC, configure the LDAP distinguished name (DN) for the role group instance. |
| <b>Legal Values</b> | String. Maximum length = 1024                                                                                                           |
| <b>Default</b>      | None                                                                                                                                    |

### Example

```
racadm getconfig -g cfgLDAPRoleGroup -o cfgLDAPRoleGroupDN  
-i 1 cn=everyone,ou=groups,dc=openldap,dc=com
```

## cfgLdapRoleGroupPrivilege (Read/Write)

|                     |                                                                           |
|---------------------|---------------------------------------------------------------------------|
| <b>Description</b>  | A bit-mask defining the privileges associated with this particular group. |
| <b>Legal Values</b> | 0x00000000 to 0x000001ff                                                  |
| <b>Default</b>      | 0x000                                                                     |

### Example

```
racadm getconfig -g cfgLDAPRoleGroup -o cfgLDAPRoleGroupPrivilege  
-i 1 0x0
```

## cfgLocation

This group defines objects that support physical location properties. Use this object with the config or getconfig subcommands.

To use this object property for CMC, you must have **Chassis Configuration Administrator** privilege.

This group is applicable to CMC only.

## cfgLocationDatacenter (Read/Write)

|                     |                                      |
|---------------------|--------------------------------------|
| <b>Description</b>  | Indicates DataCenter name.           |
| <b>Legal Values</b> | String of up to 128 ASCII characters |
| <b>Default</b>      | 0                                    |

## cfgLocationAisle (Read/Write)

|                     |                                          |
|---------------------|------------------------------------------|
| <b>Description</b>  | Indicates aisle where server is located. |
| <b>Legal Values</b> | String of up to 128 ASCII characters     |
| <b>Default</b>      | 0                                        |

## cfgLocationRack (Read/Write)

|                     |                                         |
|---------------------|-----------------------------------------|
| <b>Description</b>  | Indicates rack where server is located. |
| <b>Legal Values</b> | String of up to 128 ASCII characters    |
| <b>Default</b>      | 0                                       |

## cfgLocationRackslot (Read/Write)

|                     |                                         |
|---------------------|-----------------------------------------|
| <b>Description</b>  | Indicates slot where server is located. |
| <b>Legal Values</b> | Values from 1 - 255 (1 Byte)            |
| <b>Default</b>      | 0                                       |

## cfgLocationDevicesize (Read Only)

|                     |                                |
|---------------------|--------------------------------|
| <b>Description</b>  | Indicates server chassis size. |
| <b>Legal Values</b> | Values from 1 - 255            |
| <b>Default</b>      | 0                              |

## cfgStandardSchema

This group contains parameters to configure the Active Directory standard schema settings.

Use this object with the config or getconfig subcommands.

To use this object property for CMC, you must have **Chassis Configuration Administrator** privilege.



**NOTE:** For CMC, you can configure any setting that is not preceded by the hash sign (#) in the output. To modify a configurable object, use the **-o** option.

The following sections provide information about the objects in the **cfgStandardSchema** group.

## cfgSSADRoleGroupIndex (Read Only)

|                     |                                                              |
|---------------------|--------------------------------------------------------------|
| <b>Description</b>  | Index of the Role Group as recorded in the Active Directory. |
| <b>Legal Values</b> | An integer between 1 and 5                                   |
| <b>Default</b>      | <i>&lt;instance&gt;</i>                                      |

## cfgSSADRoleGroupName (Read/Write)

|                     |                                                                        |
|---------------------|------------------------------------------------------------------------|
| <b>Description</b>  | Name of the Role Group as recorded in the Active Directory forest.     |
| <b>Legal Values</b> | Any printable text string of up to 254 characters with no white space. |
| <b>Default</b>      | <i>&lt;blank&gt;</i>                                                   |

## cfgSSADRoleGroupDomain (Read/Write)

|                     |                                                                         |
|---------------------|-------------------------------------------------------------------------|
| <b>Description</b>  | Active Directory Domain in which the Role Group resides.                |
| <b>Legal Values</b> | Any printable text string of up to 254 characters, with no white space. |
| <b>Default</b>      | <blank>                                                                 |

## cfgSSADRoleGroupPrivilege (Read/Write)

|                     |                                                                                                                              |
|---------------------|------------------------------------------------------------------------------------------------------------------------------|
| <b>Description</b>  | Use the bit mask numbers listed in the table below to set role-based authority privileges for a Role Group.                  |
| <b>Legal Values</b> | <ul style="list-style-type: none"><li>For iDRAC: 0x00000000 to 0x000001ff</li><li>For CMC: 0x00000000 – 0x00000fff</li></ul> |
| <b>Default</b>      | <blank>                                                                                                                      |

### Example

```
racadm getconfig -g cfgStandardSchema -i 1
# cfgSSADRoleGroupIndex=1
cfgSSADRoleGroupName=blsys-1
cfgSSADRoleGroupDomain=
cfgSSADRoleGroupPrivilege=3081
```

The following table displays the bit masks for Role Group privileges:


| Role Group Privilege            | Bit Mask   |
|---------------------------------|------------|
| Login to iDRAC                  | 0x00000001 |
| Configure iDRAC                 | 0x00000002 |
| Configure Users                 | 0x00000004 |
| Clear Logs                      | 0x00000008 |
| Execute Server Control Commands | 0x00000010 |
| Access Virtual Console          | 0x00000020 |
| Access Virtual Media            | 0x00000040 |
| Test Alerts                     | 0x00000080 |
| Execute Debug Commands          | 0x00000100 |

## cfgChassisPower

This group is applicable only to CMC and contains parameters to display or configure power for the chassis.

Use this object with the config or getconfig subcommands.

To use this object property, you must have **Chassis Configuration Administrator** privilege.

 **NOTE:** You can configure any setting that is not preceded by the hash sign (#) in the output. To modify a configurable object, use the **-o** option.

The following sections provide information about the objects in the **cfgChassisPower** group.

## **cfgChassisExternalPowerManagementMode**

|                    |                                                                                                                                                                                                                                                                                                                                                                                                                               |
|--------------------|-------------------------------------------------------------------------------------------------------------------------------------------------------------------------------------------------------------------------------------------------------------------------------------------------------------------------------------------------------------------------------------------------------------------------------|
| <b>Description</b> | Allows to enable or disable External Power Management. When this mode is enabled: <ul style="list-style-type: none"><li>• The chassis power capacity is set to maximum value.</li><li>• The server power priorities are set to 1.</li><li>• These properties cannot be changed by racadm or GUI.</li></ul> When the external power management mode is disabled, the power capacity and server power priorities are preserved. |
|--------------------|-------------------------------------------------------------------------------------------------------------------------------------------------------------------------------------------------------------------------------------------------------------------------------------------------------------------------------------------------------------------------------------------------------------------------------|

**Legal Values**

**Default**

## **cfgChassisInPower (Read Only)**

|                     |                                                                                                                                           |
|---------------------|-------------------------------------------------------------------------------------------------------------------------------------------|
| <b>Description</b>  | Indicates the cumulative input power consumption data (in watts and BTU/hr) captured from all healthy and functional PSUs in the chassis. |
| <b>Legal Values</b> | None                                                                                                                                      |
| <b>Default</b>      | None                                                                                                                                      |

## **cfgChassisPeakPower (Read Only)**

|                     |                                                                                                   |
|---------------------|---------------------------------------------------------------------------------------------------|
| <b>Description</b>  | The maximum system input power consumption (in watts) since the value was last cleared by a user. |
| <b>Legal Values</b> |                                                                                                   |
| <b>Default</b>      |                                                                                                   |

## **cfgChassisPeakPowerTimestamp (Read Only)**

|                     |                                                                              |
|---------------------|------------------------------------------------------------------------------|
| <b>Description</b>  | The timestamp recorded when the peak input power consumption value occurred. |
| <b>Legal Values</b> |                                                                              |
| <b>Default</b>      |                                                                              |

## **cfgChassisMinPower (Read Only)**

|                     |                                                                                                             |
|---------------------|-------------------------------------------------------------------------------------------------------------|
| <b>Description</b>  | The minimum system input power consumption value (in watts) over the time since the value was last cleared. |
| <b>Legal Values</b> | None                                                                                                        |

**Default** None

### cfgChassisMinPowerTimestamp (Read Only)

**Description** The timestamp recorded when the minimum system power occurred.

**Legal Values** None

**Default** None

### cfgChassisPowerStatus (Read Only)

**Description** Indicates the power status of the chassis.

**Legal Values**

- 1 (other)
- 2 (unknown)
- 3 (OK)
- 4 (non-critical)
- 5 (critical)
- 6 (non-recoverable)

**Default** None

### cfgChassisRedundantState (Read Only)

**Description** Enables or disables power redundancy for the chassis.

**Legal Values**

- 0 (none)
- 1 (full)

**Default** None

### cfgChassisPowerCap (Read/Write)

**Description** Indicates the maximum power consumption limit (in watts) for the entire chassis. The command generates an error if server throttling is necessary to achieve the power goal based on the value for this setting.

**Legal Values** 2715 – 16685 watts

**Default** 16685 watts

### cfgChassisPowerCapF (Read/Write)

**Description** Indicates the maximum power consumption limit (in watts) for the entire chassis. Use **cfgChassisPowerCapF** when power consumption is to be changed regardless of whether server throttling is required. This command generates an error if the value for this setting is lower

than the minimum power required for the chassis configuration.

**Legal Values** 2715 – 16685 watts  
**Default** 16685 watts

### **cfgChassisPowerCapBTU (Read/Write)**

**Description** Indicates the maximum power consumption limit (in BTU/hr) for the entire chassis. The command generates an error if server throttling is necessary to achieve the power goal based on the value for this setting.

**Legal Values** 9264 - 56931 BTU/hr  
**Default** 43221 BTU/hr

### **cfgChassisPowerCapFBTU (Read/Write)**

**Description** Indicates the maximum power consumption limit (in BTU/hr) for the entire chassis. Use **cfgChassisPowerCapFBTU** when power consumption is to be changed regardless of whether server throttling is required. The command generates an error if the value for this setting is lower than the minimum power required for the chassis configuration.

**Legal Values** 9264 - 56931 BTU/hr  
**Default** 56931 BTU/hr

### **cfgChassisPowerCapPercent (Read/Write)**

**Description** Indicates the power consumption limit as a percentage. The percentage is computed mathematically as the minimum power + (percent \* (maximum power - minimum power)). The command generates an error if server throttling is necessary to achieve the power goal based on the value for this setting.

**Legal Values** 16 - 100  
**Default** 100

### **cfgChassisPowerCapFPercent (Read/Write)**

**Description** Indicates the power consumption limit as a percentage. The percentage is computed mathematically as the minimum power + (percent \* (maximum power - minimum power)). Use **cfgChassisPowerCapFPercent** when power consumption is to be changed regardless of whether server throttling is required.

**Legal Values** 16 - 100  
**Default** 100

## cfgChassisRedundancyPolicy (Read/Write)

|                     |                                                                                                                                       |
|---------------------|---------------------------------------------------------------------------------------------------------------------------------------|
| <b>Description</b>  | Sets the redundancy policy of the chassis.                                                                                            |
| <b>Legal Values</b> | <ul style="list-style-type: none"><li>• 0 (no redundancy)</li><li>• 1 (AC redundancy)</li><li>• 2 (power supply redundancy)</li></ul> |
| <b>Default</b>      | 0 (no redundancy)                                                                                                                     |

## cfgChassisDynamicPSUEngagementEnable (Read/Write)

|                     |                                                                                      |
|---------------------|--------------------------------------------------------------------------------------|
| <b>Description</b>  | Enables or disables dynamic engagement.                                              |
| <b>Legal Values</b> | <ul style="list-style-type: none"><li>• 0 (disabled)</li><li>• 1 (enabled)</li></ul> |
| <b>Default</b>      | 0 (disabled)                                                                         |

## cfgChassisAllow110VACOperation (Read/Write)

|                     |                                                                                                                                                                                                                                                                                                                     |
|---------------------|---------------------------------------------------------------------------------------------------------------------------------------------------------------------------------------------------------------------------------------------------------------------------------------------------------------------|
| <b>Description</b>  | Enables or disables normal chassis power allocations when any power supply unit is connected to 110V AC service. If disabled and 110V power supplies are detected, all subsequent server power allocation requests are denied. In this mode additional servers cannot be powered on, regardless of server priority. |
| <b>Legal Values</b> | <ul style="list-style-type: none"><li>• 0 (disabled)</li><li>• 1 (enabled)</li></ul>                                                                                                                                                                                                                                |
| <b>Default</b>      | 0 (disabled)                                                                                                                                                                                                                                                                                                        |

## cfgChassisMaxPowerConservationMode (Read/Write)

|                     |                                                                                                                                                                                                                                                                                                                                                    |
|---------------------|----------------------------------------------------------------------------------------------------------------------------------------------------------------------------------------------------------------------------------------------------------------------------------------------------------------------------------------------------|
| <b>Description</b>  | Enables or disables maximum power conservation mode. When enabled, all servers are immediately reduced to their minimum power levels, and all subsequent server power allocation requests are denied. In this mode, performance of powered on servers may be degraded, and additional servers cannot be powered on, regardless of server priority. |
| <b>Legal Values</b> | <ul style="list-style-type: none"><li>• 0 (disabled)</li><li>• 1 (enabled)</li></ul>                                                                                                                                                                                                                                                               |
| <b>Default</b>      | 0 (disabled)                                                                                                                                                                                                                                                                                                                                       |



## cfgChassisPerformanceOverRedundancy (Read/Write)

|                     |                                                                                                                                                                                                                                                                                                                                                                                                                                                                                                                                        |
|---------------------|----------------------------------------------------------------------------------------------------------------------------------------------------------------------------------------------------------------------------------------------------------------------------------------------------------------------------------------------------------------------------------------------------------------------------------------------------------------------------------------------------------------------------------------|
| <b>Description</b>  | Enables or disables server performance over power redundancy. When enabled, this option favors server performance and server powerup, over maintaining power redundancy. When disabled, the system favors power redundancy over server performance. When disabled, then if the power supplies in the chassis do not provide sufficient power, both for redundancy, as well as full performance, then some servers may not be granted sufficient power for full performance, or may not be powered on, in order to maintain redundancy. |
| <b>Legal Values</b> | <ul style="list-style-type: none"><li>• 0 (disabled)</li><li>• 1 (enabled)</li></ul>                                                                                                                                                                                                                                                                                                                                                                                                                                                   |
| <b>Default</b>      | 1 (enabled)                                                                                                                                                                                                                                                                                                                                                                                                                                                                                                                            |

## cfgChassisInMaxPowerCapacity (Read Only)

|                     |                                                                                      |
|---------------------|--------------------------------------------------------------------------------------|
| <b>Description</b>  | Indicates the total chassis power budget (in watts) available for chassis operation. |
| <b>Legal Values</b> | None                                                                                 |
| <b>Default</b>      | None                                                                                 |

## cfgChassisInRedundancyReserve (Read Only)

|                     |                                                                                                                                                                                                     |
|---------------------|-----------------------------------------------------------------------------------------------------------------------------------------------------------------------------------------------------|
| <b>Description</b>  | Indicates the amount of redundant power (in watts) in reserve that can be utilized in the event of an AC grid or PSU failure. This value is 0 if the Redundancy Policy is set to 0 (no redundancy). |
| <b>Legal Values</b> | 0 (disabled)<br>1 (enabled)                                                                                                                                                                         |
| <b>Default</b>      | None                                                                                                                                                                                                |

## cfgChassisInPowerServerAllocation (Read Only)

|                     |                                                                                                                                                                  |
|---------------------|------------------------------------------------------------------------------------------------------------------------------------------------------------------|
| <b>Description</b>  | Indicates (in watts) the cumulative power allocated to servers. There is no default as this parameter is very specific to the particular customer configuration. |
| <b>Legal Values</b> | None                                                                                                                                                             |
| <b>Default</b>      | None                                                                                                                                                             |

## cfgChassisInfrastructureInPowerAllocation (Read Only)

|                     |                                                                                                                                                                   |
|---------------------|-------------------------------------------------------------------------------------------------------------------------------------------------------------------|
| <b>Description</b>  | Indicates the estimated cumulative DC output power consumption (in watts), determined from a field replaceable unit (FRU) on the hardware modules in the chassis. |
| <b>Legal Values</b> | None                                                                                                                                                              |

**Default** None

### **cfgChassisTotalInPowerAvailable (Read Only)**

**Description** Indicates the amount of power (in watts) available for use by the chassis.  
**Legal Values** None  
**Default** None

### **cfgChassisStandbyInPowerCapacity (Read Only)**

**Description** Indicates the amount of power (in watts) available for powering up any hardware modules that are either added to the chassis or powered up (if they are already present in the chassis).  
**Legal Values** None  
**Default** None

### **cfgChassisPowerClear (Write Only)**

**Description** Resets **cfgChassisMinPower** and **cfgChassisMaxPowerCapacity**, when set to 1.  
**Legal Values** None  
**Default** None

### **cfgChassisPowerClearTimestamp (Read Only)**

**Description** Time stamp when **cfgChassisMinPower** and **cfgChassisMaxPowerCapacity** were reset.  
**Legal Values** None  
**Default** None

### **cfgChassisPowerButtonEnable (Read/Write)**

**Description** Indicates if the chassis power button is enabled or disabled.  
**Legal Values**

- 0 (disabled)
- 1 (enabled)

**Default** None

### **cfgSystemEnergyConsumptionClear (Write Only)**

**Description** Resets energy statistics when set to 1.  
**Legal Values** None

**Default**

**None**

### Examples

- ```
racadm getconfig -g cfgChassisPower
# cfgChassisInPower=0 W | 0 BTU/hr
# cfgChassisPeakPower=0 W
# cfgChassisPeakPowerTimestamp=06:32:55 01/26/2009
# cfgChassisMinPower=0 W
# cfgChassisMinPowerTimestamp=06:32:55 01/26/2009
# cfgChassisPowerStatus=5
# cfgChassisRedundantState=0
cfgChassisPowerCap=16685 W
cfgChassisPowerCapF=16685 W
cfgChassisPowerCapBTU=56931 BTU/hr
cfgChassisPowerCapFBTU=56931 BTU/hr
cfgChassisPowerCapPercent =100%
cfgChassisPowerCapFPercent =100%
cfgChassisRedundancyPolicy=0
cfgChassisDynamicPSUEngagementEnable=0
# cfgChassisInMaxPowerCapacity=0 W
# cfgChassisInRedundancyReserve=0 W
# cfgChassisInPowerServerAllocation=0 W
# cfgChassisInfrastructureInPowerAllocation=51 W
# cfgChassisTotalInPowerAvailable=0 W
# cfgChassisStandbyInPowerCapacity=0 W
# cfgChassisPowerClear=***** (Write-Only)
# cfgChassisPowerClearTimestamp=18:00:00 12/31/1969
cfgChassisServerBasedPowerMgmtMode=0
cfgChassisPowerButtonEnable=1
cfgChassisAllow110VACOperation=0
cfgChassisMaxPowerConservationMode=0
cfgChassisPerformanceOverRedundancy=1
# cfgSystemEnergyConsumptionClear = **** (Write-Only)
cfgChassisServerBasedPowerMgmtMode=0
```
- ```
racadm config -g cfgChassisPower -o cfgChassisPowerClear 1
```

Clears **cfgChassisMinPower** and **cfgChassisPeakPower**.

## cfgIpmiSol

This group is applicable only for iDRAC and is used to configure the Serial Over LAN (SOL) capabilities of the system. The following sections provide information about the objects in the **cfgIpmiSol** group.

### cfgIpmiSolEnable (Read/Write)

|                     |                                                                                |
|---------------------|--------------------------------------------------------------------------------|
| <b>Description</b>  | Enables or disables SOL.                                                       |
| <b>Legal Values</b> | <ul style="list-style-type: none"><li>• 1 (TRUE)</li><li>• 0 (FALSE)</li></ul> |
| <b>Default</b>      | 1                                                                              |

## cfgIpmiSolBaudRate (Read/Write)

|                     |                                                        |
|---------------------|--------------------------------------------------------|
| <b>Description</b>  | Specifies baud rate for serial communication over LAN. |
| <b>Legal Values</b> | 9600, 19200, 57600, 115200                             |
| <b>Default</b>      | 115200                                                 |

## cfgIpmiSolMinPrivilege (Read/Write)

|                     |                                                                                                               |
|---------------------|---------------------------------------------------------------------------------------------------------------|
| <b>Description</b>  | Specifies the minimum privilege level required for SOL access.                                                |
| <b>Legal Values</b> | <ul style="list-style-type: none"><li>• 2 (User)</li><li>• 3 (Operator)</li><li>• 4 (Administrator)</li></ul> |
| <b>Default</b>      | 4                                                                                                             |

## cfgIpmiSolAccumulateInterval (Read/Write)

|                     |                                                                                                                                                      |
|---------------------|------------------------------------------------------------------------------------------------------------------------------------------------------|
| <b>Description</b>  | Specifies the typical amount of time that iDRAC waits before transmitting a partial SOL character data packet. This value is 1-based 5ms increments. |
| <b>Legal Values</b> | 1 – 255                                                                                                                                              |
| <b>Default</b>      | 10                                                                                                                                                   |

## cfgIpmiSolSendThreshold (Read/Write)

|                     |                                                                                                                      |
|---------------------|----------------------------------------------------------------------------------------------------------------------|
| <b>Description</b>  | Specifies the SOL threshold limit value and the maximum number of bytes to buffer before sending an SOL data packet. |
| <b>Legal Values</b> | 1 – 255                                                                                                              |
| <b>Default</b>      | 255                                                                                                                  |

## cfgIpmiLan

This group is applicable only for iDRAC and is used to configure the IPMI over LAN capabilities of the system. The following sections provide information about the objects in the **cfgIpmiLan** group.

### cfgIpmiLanEnable (Read/Write)

|                     |                                                            |
|---------------------|------------------------------------------------------------|
| <b>Description</b>  | Enables or disables the IPMI over LAN interface.           |
| <b>Legal Values</b> | <ul style="list-style-type: none"><li>• 1 (TRUE)</li></ul> |



## cfgIpmiPetIPv6Index (Read Only)

|                     |                                                            |
|---------------------|------------------------------------------------------------|
| <b>Description</b>  | Unique identifier for the index corresponding to the trap. |
| <b>Legal Values</b> | 1 – 4                                                      |
| <b>Default</b>      | <i>&lt;index value&gt;</i>                                 |

## cfgIpmiPetIPv6AlertDestIpAddr

|                     |                                                                |
|---------------------|----------------------------------------------------------------|
| <b>Description</b>  | Configures the IPv6 alert destination IP address for the trap. |
| <b>Legal Values</b> | IPv6 address                                                   |
| <b>Default</b>      | <i>&lt;blank&gt;</i>                                           |

## cfgIpmiPetIPv6AlertEnable (Read/Write)

|                     |                                                                                |
|---------------------|--------------------------------------------------------------------------------|
| <b>Description</b>  | Enables or disables the IPv6 alert destination for the trap.                   |
| <b>Legal Values</b> | <ul style="list-style-type: none"><li>• 1 (TRUE)</li><li>• 0 (FALSE)</li></ul> |
| <b>Default</b>      | 0                                                                              |

## cfgIpmiPef

This group is applicable only for iDRAC and is used to configure the platform event filters available on the managed server.

The event filters can be used to control policy related to actions that are triggered when critical events occur on the managed server.

The following sections provide information about the objects in the **cfgIpmiPef** group.

## cfgIpmiPefName (Read Only)

|                     |                                                  |
|---------------------|--------------------------------------------------|
| <b>Description</b>  | Specifies the name of the platform event filter. |
| <b>Legal Values</b> | A string of up to 255 characters.                |
| <b>Default</b>      | The name of the index filter.                    |


## cfgIpmiPefIndex (Read/Write)

|                     |                                                                                                                                                      |
|---------------------|------------------------------------------------------------------------------------------------------------------------------------------------------|
| <b>Description</b>  | Specifies the index of a specific platform event filter.                                                                                             |
| <b>Legal Values</b> | <ul style="list-style-type: none"><li>• For iDRAC on Rack and Tower Servers: 1 – 22</li><li>• For iDRAC Enterprise on Blade Servers: 1 - 9</li></ul> |

**Default** The index value of a platform event filter object.

## cfgIpmiPefAction (Read/Write)

**Description** Specifies the action that is performed on the managed server when the alert is triggered.

 **NOTE:** For iDRAC on Rack and Tower servers, this object is read-only for indexes 20, 21, and 22.

**Legal Values**

- 0 (None)
- 1 (Power Down)
- 2 (Reset)
- 3 (Power Cycle)

**Default** 0

## cfgIpmiPefEnable (Read/Write)

**Description** Enables or disables a specific platform event filter.

**Legal Values**

- 1 (TRUE)
- 0 (FALSE)

**Default** 1

## cfgIpmiPet

This group is applicable only for iDRAC and is used to configure platform event traps on the managed server.

The following sections provide information about the objects in the **cfgIpmiPet** group.

### cfgIpmiPetIndex (Read Only)

**Description** Unique identifier for the index corresponding to the trap.

**Legal Values** 1 - 4

**Default** The index value of a specific platform event trap.

### cfgIpmiPetAlertDestIpAddr (Read/Write)

**Description** Specifies the destination IPv4 address for the trap receiver on the network. The trap receiver receives an SNMP trap when an event is triggered on the managed server.

**Legal Values** A string representing a valid IPv4 address. For example, 192.168.0.67.

**Default** 0.0.0.0

## cfgIpmiPetAlertEnable (Read/Write)

|                     |                                                                                |
|---------------------|--------------------------------------------------------------------------------|
| <b>Description</b>  | Enables or disables a specific trap.                                           |
| <b>Legal Values</b> | <ul style="list-style-type: none"><li>• 1 (TRUE)</li><li>• 0 (FALSE)</li></ul> |
| <b>Default</b>      | 0                                                                              |

## cfgUserDomain

This group is applicable only for iDRAC and is used to configure the Active Directory user domain names. A maximum of 40 domain names can be configured at any given time.

The following sections provide information about the objects in the **cfgUserDomain** group.

### cfgUserDomainIndex (Read Only)

|                     |                               |
|---------------------|-------------------------------|
| <b>Description</b>  | Represents a specific domain. |
| <b>Legal Values</b> | 1 – 40                        |
| <b>Default</b>      | The index value.              |

### cfgUserDomainName (Read Only)

|                     |                                                  |
|---------------------|--------------------------------------------------|
| <b>Description</b>  | Specifies the Active Directory user domain name. |
| <b>Legal Values</b> | A string of up to 60 ASCII characters            |
| <b>Default</b>      | <blank>                                          |

## cfgServerPower

This group provides several power management features.

The following sections provide information about the objects in the **cfgServerPower** group.

### cfgServerPowerStatus (Read Only)

|                     |                                                                                                   |
|---------------------|---------------------------------------------------------------------------------------------------|
| <b>Description</b>  | Represents the server power state, either ON or OFF.<br>This object is applicable only for iDRAC. |
| <b>Legal Values</b> | <ul style="list-style-type: none"><li>• 1 (ON)</li><li>• 0 (OFF)</li></ul>                        |
| <b>Default</b>      | 0                                                                                                 |



## cfgServerPowerAllocation (Read Only)

### Description

Represents the available allocated power supply for server usage.



**NOTE:** In case of more than one power supply, this object represents the minimum capacity power supply.



**NOTE:** This object is applicable only for iDRAC Enterprise on Rack and Tower Servers and not for iDRAC on Blade Servers or CMC.

### Legal Values

A string of up to 32 characters

### Default

<blank>

## cfgServerActualPowerConsumption (Read Only)

### Description

Represents the power consumed by the server at the current time.

This object is applicable only for iDRAC.

### Legal Values

Not applicable

### Default

<blank>

## cfgServerPowerCapEnable (Read/Write)

### Description

Enables or disables the user specified power budget threshold.

This object is Read only for iDRAC Enterprise on Blade Servers.

### Legal Values

- 0 - Disables the user specified power budget threshold
- 1 - Enables the user specified power budget threshold

### Default

1

## cfgServerMinPowerCapacity (Read Only)

### Description

Represents the minimum server power capacity on a blade based on the current component inventory.

This object is applicable only for iDRAC.

### Legal Values

Not applicable

### Default

<blank>

## cfgServerMaxPowerCapacity (Read Only)

|                     |                                                                                                                                    |
|---------------------|------------------------------------------------------------------------------------------------------------------------------------|
| <b>Description</b>  | Represents the maximum server power capacity based on the current component consumption. This object is applicable only for iDRAC. |
| <b>Legal Values</b> | Not applicable                                                                                                                     |
| <b>Default</b>      | <blank>                                                                                                                            |

## cfgServerPeakPowerConsumption (Read Only)

|                     |                                                                                                                          |
|---------------------|--------------------------------------------------------------------------------------------------------------------------|
| <b>Description</b>  | Represents the maximum power consumed by the server until the current time.<br>This object is applicable only for iDRAC. |
| <b>Legal Values</b> | Not applicable                                                                                                           |
| <b>Default</b>      | <current server peak power consumption>                                                                                  |


## cfgServerPeakPowerConsumptionTimestamp (Read Only)

|                     |                                                                                                              |
|---------------------|--------------------------------------------------------------------------------------------------------------|
| <b>Description</b>  | Specifies time when the maximum power consumption was recorded.<br>This object is applicable only for iDRAC. |
| <b>Legal Values</b> | A string of up to 32 characters.                                                                             |
| <b>Default</b>      | Maximum power consumption timestamp.                                                                         |

## cfgServerPowerConsumptionClear (Write Only)

|                     |                                                                                            |
|---------------------|--------------------------------------------------------------------------------------------|
| <b>Description</b>  | Clears the current recorded power statistics.<br>This object is applicable only for iDRAC. |
| <b>Legal Values</b> | 1 — Clears the Power Consumption Statistics                                                |
| <b>Default</b>      | None                                                                                       |

## cfgServerPowerCapWatts (Read/Write)

|                     |                                                                                                                                                                                                                                                                               |
|---------------------|-------------------------------------------------------------------------------------------------------------------------------------------------------------------------------------------------------------------------------------------------------------------------------|
| <b>Description</b>  | Represents the server power threshold in Watts.<br>This object is applicable only for iDRAC.<br> <b>NOTE:</b> This value is applicable only if <b>cfgServerPowerCapEnable</b> is set to 1. |
| <b>Legal Values</b> | None                                                                                                                                                                                                                                                                          |
| <b>Default</b>      | Server power threshold in Watts.                                                                                                                                                                                                                                              |

## cfgServerPowerCapBtuhr (Read/Write)

### Description

Represents the server power threshold in BTU/hr.  
This object is applicable only for iDRAC.



**NOTE:** This value is applicable only if **cfgServerPowerCapEnable** is set to 1.

### Legal Values

None

### Default

Server power threshold in BTU/hr.

## cfgServerPowerCapPercent (Read/Write)

### Description

Represents the server power threshold in percentage.  
This object is applicable only for iDRAC.



**NOTE:** This value is applicable only if **cfgServerPowerCapEnable** is set to 1.

### Legal Values

None

### Default

Server power threshold in percentage.

## cfgServerPowerLastHourAvg (Read Only)

### Description

Displays the average power value during the last hour.  
This object is applicable only for iDRAC.

### Legal Values

None

### Default

Average power value during the last hour.

## cfgServerPowerLastDayAvg (Read Only)

### Description

Displays the average power value during the last day.  
This object is applicable only for iDRAC.

### Legal Values

None

### Default

Average power value during the last day.

## cfgServerPowerLastWeekAvg (Read Only)

### Description

Displays the average power value during the last week.  
This object is applicable only for iDRAC.

### Legal Values

None

### Default

Average power value during the last week.

## cfgServerPowerLastHourMinPower (Read Only)

|                     |                                                                                                     |
|---------------------|-----------------------------------------------------------------------------------------------------|
| <b>Description</b>  | Displays the minimum power value during the last hour.<br>This object is applicable only for iDRAC. |
| <b>Legal Values</b> | Not applicable                                                                                      |
| <b>Default</b>      | Minimum power value during the last hour.                                                           |

## cfgServerPowerLastHourMinTime (Read Only)

|                     |                                                                                                                                                                                                                                                                                                                      |
|---------------------|----------------------------------------------------------------------------------------------------------------------------------------------------------------------------------------------------------------------------------------------------------------------------------------------------------------------|
| <b>Description</b>  | Displays the timestamp of minimum power value during the last minute.<br>This object is applicable only for iDRAC.                                                                                                                                                                                                   |
| <b>Legal Values</b> | Time in the format: DD MM Date HH:MM:SS YYYY<br>cfgServerPowerLastHourMinTime=Mon Sep 26 19:10:56 2011<br>where, <ul style="list-style-type: none"><li>• DD= Day of the week</li><li>• MM= Month</li><li>• Date=Date</li><li>• YYYY = Year</li><li>• HH = hour</li><li>• MM=Minutes</li><li>• SS = Seconds</li></ul> |
| <b>Default</b>      | Minimum power value during the last minute.                                                                                                                                                                                                                                                                          |

## cfgServerPowerLastHourMaxPower (Read Only)

|                     |                                                                                                     |
|---------------------|-----------------------------------------------------------------------------------------------------|
| <b>Description</b>  | Displays the maximum power value during the last hour.<br>This object is applicable only for iDRAC. |
| <b>Legal Values</b> | Not applicable                                                                                      |
| <b>Default</b>      | Maximum power value during the last hour.                                                           |

## cfgServerPowerLastHourMaxTime (Read Only)

|                     |                                                                                                                                                                      |
|---------------------|----------------------------------------------------------------------------------------------------------------------------------------------------------------------|
| <b>Description</b>  | Displays the timestamp of maximum power value during the last hour.<br>This object is applicable only for iDRAC.                                                     |
| <b>Legal Values</b> | Time in the format: DD MM Date HH:MM:SS YYYY<br>where, <ul style="list-style-type: none"><li>• DD= Day of the week</li><li>• MM= Month</li><li>• Date=Date</li></ul> |

- YYYY = Year
- HH = hour
- MM=Minutes
- SS = Seconds

**Default** Maximum power value during the last hour.

### **cfgServerPowerLastDayMinPower (Read Only)**

**Description** Displays the minimum power value during the last day.  
This object is applicable only for iDRAC.

**Legal Values** Not applicable

**Default** Minimum power value during the last day.

### **cfgServerPowerLastDayMinTime (Read Only)**

**Description** Displays the timestamp of minimum power value during the last day.

This object is applicable only for iDRAC.

**Legal Values** Time in the format: DD MM Date HH:MM:SS YYYY  
where,

- DD = Day of the week
- MM = Month
- Date = Date
- YYYY = Year
- HH = hour
- MM = Minutes
- SS = Seconds

**Default** Minimum power value during the last day.

### **cfgServerPowerLastDayMaxPower (Read Only)**

**Description** Displays the maximum power value during the last day.  
This object is applicable only for iDRAC.

**Legal Values** Not applicable

**Default** Maximum power value during the last day.

## cfgServerPowerLastDayMaxTime (Read Only)

|                     |                                                                                                                                                                                                                                                                  |
|---------------------|------------------------------------------------------------------------------------------------------------------------------------------------------------------------------------------------------------------------------------------------------------------|
| <b>Description</b>  | Displays the timestamp of maximum power value during the last day.<br>This object is applicable only for iDRAC.                                                                                                                                                  |
| <b>Legal Values</b> | Time in the format: DD MM Date HH:MM:SS YYYY<br>where, <ul style="list-style-type: none"><li>• DD = Day of the week</li><li>• MM = Month</li><li>• Date = Date</li><li>• YYYY = Year</li><li>• HH = hour</li><li>• MM = Minutes</li><li>• SS = Seconds</li></ul> |
| <b>Default</b>      | Maximum power value during the last day.                                                                                                                                                                                                                         |

## cfgServerPowerLastWeekMinPower (Read Only)

|                     |                                                                                                     |
|---------------------|-----------------------------------------------------------------------------------------------------|
| <b>Description</b>  | Displays the minimum power value during the last week.<br>This object is applicable only for iDRAC. |
| <b>Legal Values</b> | Not applicable                                                                                      |
| <b>Default</b>      | Minimum power value during the last week.                                                           |

## cfgServerPowerLastWeekMinTime (Read Only)

|                     |                                                                                                                                                                                                                                                                                                      |
|---------------------|------------------------------------------------------------------------------------------------------------------------------------------------------------------------------------------------------------------------------------------------------------------------------------------------------|
| <b>Description</b>  | Displays the timestamp of minimum power value during the last week.<br>This object is applicable only for iDRAC.                                                                                                                                                                                     |
| <b>Legal Values</b> | A string of up to 32 characters.<br>Time in the format: DD MM Date HH:MM:SS YYYY<br>where, <ul style="list-style-type: none"><li>• DD = Day of the week</li><li>• MM = Month</li><li>• Date = Date</li><li>• YYYY = Year</li><li>• HH = hour</li><li>• MM = Minutes</li><li>• SS = Seconds</li></ul> |
| <b>Default</b>      | Minimum power value during the last week                                                                                                                                                                                                                                                             |

### cfgServerPowerLastWeekMaxPower (Read Only)

|                     |                                                                                                     |
|---------------------|-----------------------------------------------------------------------------------------------------|
| <b>Description</b>  | Displays the maximum power value during the last week.<br>This object is applicable only for iDRAC. |
| <b>Legal Values</b> | None                                                                                                |
| <b>Default</b>      | Maximum power value during the last week.                                                           |

### cfgServerPowerLastWeekMaxTime (Read Only)

|                     |                                                                                                                                                                                                                                                                                                     |
|---------------------|-----------------------------------------------------------------------------------------------------------------------------------------------------------------------------------------------------------------------------------------------------------------------------------------------------|
| <b>Description</b>  | Displays the timestamp of maximum power value during the last week.<br>This object is applicable only for iDRAC.                                                                                                                                                                                    |
| <b>Legal Values</b> | A string of up to 32 characters.<br>Time in the format: DD MM Date HH:MM:SS YYYY<br>where, <ul style="list-style-type: none"><li>• DD = Day of the week</li><li>• MM= Month</li><li>• Date = Date</li><li>• YYYY = Year</li><li>• HH = hour</li><li>• MM = Minutes</li><li>• SS = Seconds</li></ul> |
| <b>Default</b>      | Maximum power value during the last week.                                                                                                                                                                                                                                                           |

### cfgServerPowerInstHeadroom (Read Only)

|                     |                                                                                                                                                                                                             |
|---------------------|-------------------------------------------------------------------------------------------------------------------------------------------------------------------------------------------------------------|
| <b>Description</b>  | Displays the difference between the available power and the current power consumption.<br>This object is applicable only for iDRAC on Rack and Tower Servers and not for iDRAC Enterprise on Blade Servers. |
| <b>Legal Values</b> | Not applicable                                                                                                                                                                                              |
| <b>Default</b>      | Difference between the available power and the current power consumption.                                                                                                                                   |

### cfgServerPowerPeakHeadroom (Read Only)

|                     |                                                                                                                                                                                                                 |
|---------------------|-----------------------------------------------------------------------------------------------------------------------------------------------------------------------------------------------------------------|
| <b>Description</b>  | Displays the difference between the available power and the peak power consumption.<br>This object is applicable only for iDRAC on Rack and Tower Servers and not for iDRAC Enterprise on Blade Servers or CMC. |
| <b>Legal Values</b> | None                                                                                                                                                                                                            |

**Default** Difference between the available power and the peak power consumption.

### **cfgServerActualAmperageConsumption (Read Only)**

**Description** Displays the current power consumption.  
This object is applicable only for iDRAC.

**Legal Values** Not applicable

**Default** Current power consumption.

### **cfgServerPeakAmperage (Read Only)**

**Description** Displays the current peak power consumption.

**Legal Values** Not applicable

**Default** Current peak power consumption.

### **cfgServerPeakAmperageTimeStamp (Read Only)**

**Description** Displays the timestamp of the current peak power consumption.  
This object is applicable only for iDRAC.

**Legal Values** A string of up to 32 characters.  
Time in the format: DD MM Date HH:MM:SS YYYY  
where,

- DD = Day of the week
- MM = Month
- Date = Date
- YYYY = Year
- HH = hour
- MM = Minutes
- SS = Seconds

**Default** Timestamp of the current peak power consumption.

### **cfgServerCumulativePowerConsumption (Read Only)**

**Description** Displays the cumulative power consumption.  
This object is applicable only for iDRAC.

**Legal Values** Not applicable

**Default** Cumulative power consumption.



## cfgServerCumulativePowerConsumptionTimeStamp (Read Only)

|                     |                                                                                                                                                                                                                                                                                                 |
|---------------------|-------------------------------------------------------------------------------------------------------------------------------------------------------------------------------------------------------------------------------------------------------------------------------------------------|
| <b>Description</b>  | Displays the timestamp of the cumulative power consumption.<br>This object is applicable only for iDRAC.                                                                                                                                                                                        |
| <b>Legal Values</b> | A string of up to 32 characters.<br>Time in the format: DD MM Date HH:MM:SS YYYY<br>where, <ul style="list-style-type: none"><li>• DD = Day of the week</li><li>• MM= Month</li><li>• Date=Date</li><li>• YYYY = Year</li><li>• HH = hour</li><li>• MM=Minutes</li><li>• SS = Seconds</li></ul> |
| <b>Default</b>      | Timestamp of the cumulative power consumption.                                                                                                                                                                                                                                                  |

## cfgServerCumulativePowerClear (Write Only)

|                     |                                                                                                                                                                    |
|---------------------|--------------------------------------------------------------------------------------------------------------------------------------------------------------------|
| <b>Description</b>  | Clears the <b>cfgServerCumulativePowerConsumption</b> and <b>cfgServerCumulativePowerConsumptionTimeStamp</b> values.<br>This object is applicable only for iDRAC. |
| <b>Legal Values</b> | 1                                                                                                                                                                  |
| <b>Default</b>      | None                                                                                                                                                               |

## cfgServerPowerPCleAllocation (Read/Write)

|                     |                                                                                                                                                                                                                                                                   |
|---------------------|-------------------------------------------------------------------------------------------------------------------------------------------------------------------------------------------------------------------------------------------------------------------|
| <b>Description</b>  | Amount of power allocated to the PCIe cards.<br>This object is applicable for iDRAC Enterprise only for specific Blade Servers and not for iDRAC on Rack and Tower Servers or CMC.<br>You must have Administrator privileges to modify the value for this object. |
| <b>Legal Values</b> | 0W: For platforms that do not support PCIe cards.<br>100W - 500W: For platforms that support PCIe cards.                                                                                                                                                          |
| <b>Default</b>      | 0: For platforms that do not support PCIe cards.<br>500W: For platforms that support PCIe cards.                                                                                                                                                                  |

## cfgKVMInfo

This group is used to display information for and configure the iKVM. This object is applicable only for CMC.  
Use this object with the config or getconfig subcommands.  
To use this object property, you must have **Chassis Configuration Administrator** privilege.

## cfgKVMAccessToCMCEnable

|                     |                                                                                    |
|---------------------|------------------------------------------------------------------------------------|
| <b>Description</b>  | Enables or disables the Dell CMC Console access on the iKVM.                       |
| <b>Legal Values</b> | <ul style="list-style-type: none"><li>• 1 (enable)</li><li>• 0 (disable)</li></ul> |
| <b>Default</b>      | None                                                                               |

## cfgKVMFrontPanelEnable

|                     |                                                                                    |
|---------------------|------------------------------------------------------------------------------------|
| <b>Description</b>  | Enables or disables front panel access on the iKVM.                                |
| <b>Legal Values</b> | <ul style="list-style-type: none"><li>• 1 (enable)</li><li>• 0 (disable)</li></ul> |
| <b>Default</b>      | None                                                                               |

### Example

```
racadm getconfig -g cfgKVMInfo  
  
cfgKVMAccessToCMCEnable=1  
cfgKVMFrontPanelEnable=1
```

## cfgAlerting

This group enables or disables SNMP event trap alerting and sets the event filter.

This object is applicable only for CMC.

Use this object with the config or getconfig subcommands.

To use this object property, you must have **Chassis Configuration Administrator** privilege.

## cfgAlertingEnable

|                     |                                                                                |
|---------------------|--------------------------------------------------------------------------------|
| <b>Description</b>  | Enables or disables event traps on the CMC.                                    |
| <b>Legal Values</b> | <ul style="list-style-type: none"><li>• 1 (true)</li><li>• 0 (false)</li></ul> |
| <b>Default</b>      | None                                                                           |

## cfgAlertingFilterMask

|                     |                            |
|---------------------|----------------------------|
| <b>Description</b>  | Sets the event filter.     |
| <b>Legal Values</b> | Hex values 0x0 – 0x1ffffff |
| <b>Default</b>      | 0x17ff8db                  |

## cfgAlertingSourceEmailName

|                     |                                                                                  |
|---------------------|----------------------------------------------------------------------------------|
| <b>Description</b>  | Specifies e-mail address used to send e-mail notifications when an event occurs. |
| <b>Legal Values</b> | None                                                                             |
| <b>Default</b>      | None                                                                             |

### Examples

```
racadm getconfig -g cfgAlerting -o cfgAlertingSourceEmailName
```

```
racadm config -g cfgAlerting -o cfgAlertingSourceEmailName user@home.com
```

Object value modified successfully.

## cfgLcdLocale

|                     |                                                                      |
|---------------------|----------------------------------------------------------------------|
| <b>Description</b>  | Specifies the Language (locale) for the Blade Chassis LCD interface. |
| <b>Legal Values</b> | de, fr, en, es, ja, zh-cn.                                           |
| <b>Default</b>      | en                                                                   |
| <b>Example</b>      | <pre>racadm config -g cfgLcdInfo -o cfgLcdLocale en</pre>            |

Object value modified successfully.


## cfgServerPowerSupply

This group is applicable only for iDRAC and contains information related to the power supplies. The following sections provide information about the objects in the **cfgServerPowerSupply** group.

The **cfgServerPowerSupply** object group is applicable only for iDRAC on Rack and Tower Servers and not for iDRAC Enterprise on Blade Servers.

 **NOTE:** The **getconfig** subcommand always shows eight **cfgServerPowerSupply** indexes, even if two power supplies are installed in the system or the system supports a maximum of two power supply units. For the uninstalled and unsupported units, all the objects in the **cfgServerPowerSupply** group displays a value of 0.

## cfgServerPowerSupplyIndex

|                     |                                                                                                                                                                                                                                                                                                                |
|---------------------|----------------------------------------------------------------------------------------------------------------------------------------------------------------------------------------------------------------------------------------------------------------------------------------------------------------|
| <b>Description</b>  | Specifies index of the power supply unit.                                                                                                                                                                                                                                                                      |
|                     |  <b>NOTE:</b> Indexes from 1 – 8 are supported to support up to 8 power supply units. If any power supply unit is not present, <b>cfgServerPowerSupplyOnlineStatus</b> is absent and for all the other properties, it is 0. |
| <b>Legal Values</b> | Integer from 1 - 8                                                                                                                                                                                                                                                                                             |
| <b>Default</b>      | None                                                                                                                                                                                                                                                                                                           |

### **cfgServerPowerSupplyMaxInputPower (Read Only)**

|                     |                                             |
|---------------------|---------------------------------------------|
| <b>Description</b>  | Displays the AC input rated power in Watts. |
| <b>Legal Values</b> | A string of up to 32 characters.            |
| <b>Default</b>      | 0                                           |

### **cfgServerPowerSupplyMaxOutputPower (Read Only)**

|                     |                                              |
|---------------------|----------------------------------------------|
| <b>Description</b>  | Displays the AC output rated power in Watts. |
| <b>Legal Values</b> | A string of up to 32 characters.             |
| <b>Default</b>      | 0                                            |

### **cfgServerPowerSupplyOnlineStatus (Read Only)**

|                     |                                                                                                                                           |
|---------------------|-------------------------------------------------------------------------------------------------------------------------------------------|
| <b>Description</b>  | Displays the status of the power supply unit.                                                                                             |
| <b>Legal Values</b> | <ul style="list-style-type: none"><li>• 0 - Present</li><li>• 1 - Absent</li><li>• 2 - Failure</li><li>• 3 - Predictive failure</li></ul> |
| <b>Default</b>      | 0                                                                                                                                         |

### **cfgServerPowerSupplyFwVer (Read Only)**

|                     |                                                                                 |
|---------------------|---------------------------------------------------------------------------------|
| <b>Description</b>  | Displays the firmware version of the power supply unit, in the format x.xx.xxx. |
| <b>Legal Values</b> | A string up to 8 characters.                                                    |
| <b>Default</b>      | Null                                                                            |

### **cfgServerPowerSupplyCurrentDraw (Read Only)**

|                     |                                                             |
|---------------------|-------------------------------------------------------------|
| <b>Description</b>  | Displays the instantaneous current consumption in 0.1 Amps. |
| <b>Legal Values</b> | A string of up to 32 characters.                            |
| <b>Default</b>      | 0                                                           |

### **cfgServerPowerSupplyType**


|                     |                                                |
|---------------------|------------------------------------------------|
| <b>Description</b>  | Displays whether the power supply is AC or DC. |
| <b>Legal Values</b> | A string of up to 32 characters.               |
| <b>Default</b>      | 0                                              |

## cfgIPv6LanNetworking

This group is used to configure the IPv6 over LAN networking capabilities.

Use this object with the **config** or **getconfig** subcommands.

To use this object property for CMC, you must have **Chassis Configuration Administrator** privilege.


 **NOTE:** Use the -m option to apply this setting to iDRAC.

The following sections provide information about the objects in the **cfgIPv6LanNetworking** group.

### cfgIPv6Enable (Read/Write)

|                     |                                                                                |
|---------------------|--------------------------------------------------------------------------------|
| <b>Description</b>  | Enables or disables iDRAC or CMC IPv6 stack.                                   |
| <b>Legal Values</b> | <ul style="list-style-type: none"><li>• 1 (TRUE)</li><li>• 0 (FALSE)</li></ul> |
| <b>Default</b>      | 0                                                                              |


### cfgIPv6Address

|                     |                                                                                                                                         |
|---------------------|-----------------------------------------------------------------------------------------------------------------------------------------|
| <b>Description</b>  | Assigns a static IPv6 address to the CMC. This property is used only if <b>cfgIPv6AutoConfig</b> is set to 0 (false).                   |
|                     |  <b>NOTE:</b> This object is applicable only for CMC. |
| <b>Legal Values</b> | A string representing a valid IPv6 address. For example, 2001:DB8:1234:5678:9ABC:DE11:C00C:BEEF                                         |
| <b>Default</b>      | ::                                                                                                                                      |


### cfgIPv6Address1 (Read/Write)

|                     |                                         |
|---------------------|-----------------------------------------|
| <b>Description</b>  | Specifies iDRAC or CMC IPv6 address.    |
| <b>Legal Values</b> | String representing a valid IPv6 entry. |
| <b>Default</b>      | ::                                      |



### cfgIPv6Gateway (Read/Write)

|                     |                                                                                                                                                                                       |
|---------------------|---------------------------------------------------------------------------------------------------------------------------------------------------------------------------------------|
| <b>Description</b>  | iDRAC or CMC gateway IPv6 address.                                                                                                                                                    |
|                     |  <b>NOTE:</b> For CMC, this property is used only if <b>cfgIPv6AutoConfig</b> is set to 0 (false.) |
| <b>Legal Values</b> | Specifies string representing a valid IPv6 entry.                                                                                                                                     |
| <b>Default</b>      | ::                                                                                                                                                                                    |

## cfgIPv6PrefixLength (Read/Write)

|                     |                                                                                                                                                                                                                                                  |
|---------------------|--------------------------------------------------------------------------------------------------------------------------------------------------------------------------------------------------------------------------------------------------|
| <b>Description</b>  | Specifies the prefix length for iDRAC or CMC IPv6 address.<br> <b>NOTE:</b> For CMC, this property is used only if <b>cfgIPv6AutoConfig</b> is set to 0 (false) |
| <b>Legal Values</b> | For iDRAC: 1 - 128 For CMC: 0 - 128                                                                                                                                                                                                              |
| <b>Default</b>      | 64                                                                                                                                                                                                                                               |

## cfgIPv6AutoConfig (Read/Write)

|                     |                                                                                                                                                                                                                                                                                                                                                                                                                                                                                                                                                                                               |
|---------------------|-----------------------------------------------------------------------------------------------------------------------------------------------------------------------------------------------------------------------------------------------------------------------------------------------------------------------------------------------------------------------------------------------------------------------------------------------------------------------------------------------------------------------------------------------------------------------------------------------|
| <b>Description</b>  | Enables or disables the <b>IPv6 Auto Configuration</b> option.<br> <b>NOTE:</b> If this value is set to 0, the CMC disables auto configuration and statically assigns IPv6 addresses. If this value is set to 1, the CMC obtains address and route information using stateless auto configuration and DHCPv6.<br> <b>NOTE:</b> The CMC uses its MAC address for its DUID (DUID-LL) when communicating with a DHCPv6 server. |
| <b>Legal Values</b> | <ul style="list-style-type: none"><li>• 1 (TRUE)</li><li>• 0 (FALSE)</li></ul>                                                                                                                                                                                                                                                                                                                                                                                                                                                                                                                |
| <b>Default</b>      | <ul style="list-style-type: none"><li>• For iDRAC: 0</li><li>• For CMC: 1</li></ul>                                                                                                                                                                                                                                                                                                                                                                                                                                                                                                           |

## cfgIPv6LinkLocalAddress (Read Only)

|                     |                                                                                 |
|---------------------|---------------------------------------------------------------------------------|
| <b>Description</b>  | The iDRAC IPv6 link local address.<br>This object is applicable only for iDRAC. |
| <b>Legal Values</b> | Specifies a string representing a valid IPv6 entry.                             |
| <b>Default</b>      | ::                                                                              |

## cfgIPv6Address2 (Read Only)

|                     |                                                                             |
|---------------------|-----------------------------------------------------------------------------|
| <b>Description</b>  | The iDRAC IPv6 second address.<br>This object is applicable only for iDRAC. |
| <b>Legal Values</b> | A string representing a valid IPv6 entry.                                   |
| <b>Default</b>      | ::                                                                          |

### **cfgIPv6Address3 (Read Only)**

|                     |                                                                            |
|---------------------|----------------------------------------------------------------------------|
| <b>Description</b>  | The iDRAC IPv6 third address.<br>This object is applicable only for iDRAC. |
| <b>Legal Values</b> | String representing a valid IPv6 entry.                                    |
| <b>Default</b>      | ::                                                                         |

### **cfgIPv6Address4 (Read Only)**

|                     |                                                                             |
|---------------------|-----------------------------------------------------------------------------|
| <b>Description</b>  | The iDRAC IPv6 fourth address.<br>This object is applicable only for iDRAC. |
| <b>Legal Values</b> | String representing a valid IPv6 entry.                                     |
| <b>Default</b>      | ::                                                                          |

### **cfgIPv6Address5 (Read Only)**

|                     |                                                                            |
|---------------------|----------------------------------------------------------------------------|
| <b>Description</b>  | The iDRAC IPv6 fifth address.<br>This object is applicable only for iDRAC. |
| <b>Legal Values</b> | String representing a valid IPv6 entry.                                    |
| <b>Default</b>      | ::                                                                         |

### **cfgIPv6Address6 (Read Only)**

|                     |                                                                            |
|---------------------|----------------------------------------------------------------------------|
| <b>Description</b>  | The iDRAC IPv6 sixth address.<br>This object is applicable only for iDRAC. |
| <b>Legal Values</b> | String representing a valid IPv6 entry.                                    |
| <b>Default</b>      | ::                                                                         |

### **cfgIPv6Address7 (Read Only)**

|                     |                                                                              |
|---------------------|------------------------------------------------------------------------------|
| <b>Description</b>  | The iDRAC IPv6 seventh address.<br>This object is applicable only for iDRAC. |
| <b>Legal Values</b> | String representing a valid IPv6 entry.                                      |
| <b>Default</b>      | ::                                                                           |

### **cfgIPv6Address8 (Read Only)**

|                     |                                                                             |
|---------------------|-----------------------------------------------------------------------------|
| <b>Description</b>  | The iDRAC IPv6 eighth address.<br>This object is applicable only for iDRAC. |
| <b>Legal Values</b> | String representing a valid IPv6 entry.                                     |

**Default** ::

### **cfgIPV6Address9 (Read Only)**

**Description** The iDRAC IPv6 ninth address.  
This object is applicable only for iDRAC.

**Legal Values** String representing a valid IPv6 entry.

**Default** ::

### **cfgIPV6Address10 (Read Only)**

**Description** The iDRAC IPv6 tenth address.  
This object is applicable only for iDRAC.

**Legal Values** String representing a valid IPv6 entry.

**Default** ::

### **cfgIPV6Address11 (Read Only)**

**Description** The iDRAC IPv6 eleventh address.  
This object is applicable only for iDRAC.

**Legal Values** String representing a valid IPv6 entry.

**Default** ::

### **cfgIPV6Address12 (Read Only)**

**Description** The iDRAC IPv6 twelfth address.  
This object is applicable only for iDRAC.

**Legal Values** String representing a valid IPv6 entry.

**Default** ::

### **cfgIPV6Address13 (Read Only)**

**Description** The iDRAC IPv6 thirteenth address.  
This object is applicable only for iDRAC.

**Legal Values** String representing a valid IPv6 entry.

**Default** ::




## cfgIPV6Address14 (Read Only)

|                     |                                                                                 |
|---------------------|---------------------------------------------------------------------------------|
| <b>Description</b>  | The iDRAC IPv6 fourteenth address.<br>This object is applicable only for iDRAC. |
| <b>Legal Values</b> | String representing a valid IPv6 entry.                                         |
| <b>Default</b>      | ::                                                                              |

## cfgIPV6Address15 (Read Only)

|                     |                                                                                |
|---------------------|--------------------------------------------------------------------------------|
| <b>Description</b>  | The iDRAC IPv6 fifteenth address.<br>This object is applicable only for iDRAC. |
| <b>Legal Values</b> | String representing a valid IPv6 entry.                                        |
| <b>Default</b>      | ::                                                                             |


## cfgIPV6DNSServersFromDHCP6 (Read/Write)

|                     |                                                                                                                                                                                                                                                                                         |
|---------------------|-----------------------------------------------------------------------------------------------------------------------------------------------------------------------------------------------------------------------------------------------------------------------------------------|
| <b>Description</b>  | Specifies whether <b>cfgIPV6DNSServer1</b> and <b>cfgIPV6DNSServer2</b> are static or DHCP IPv6 addresses.<br> <b>NOTE:</b> This property is used only if <b>cfgIPV6AutoConfig</b> is set to 1 (true). |
| <b>Legal Values</b> | 1 (TRUE) 0 (FALSE)                                                                                                                                                                                                                                                                      |
| <b>Default</b>      | For iDRAC: 0 For CMC: 1                                                                                                                                                                                                                                                                 |

## cfgIPV6DNSServer1 (Read/Write)

|                     |                                                                                                                                                                                                                                 |
|---------------------|---------------------------------------------------------------------------------------------------------------------------------------------------------------------------------------------------------------------------------|
| <b>Description</b>  | Specifies the IPv6 DNS server address.<br> <b>NOTE:</b> This property is used only if <b>cfgIPV6DNSServersFromDHCP6</b> is set to 0 (false). |
| <b>Legal Values</b> | A string representing a valid IPv6 entry. For example, 2001:DB8:1234:5678:9ABC:DE11:C00C:BEEF                                                                                                                                   |
| <b>Default</b>      | ::                                                                                                                                                                                                                              |

## cfgIPV6DNSServer2 (Read/Write)

|                     |                                                                                                                                                                                                                                  |
|---------------------|----------------------------------------------------------------------------------------------------------------------------------------------------------------------------------------------------------------------------------|
| <b>Description</b>  | Specifies the IPv6 DNS server address.<br> <b>NOTE:</b> This property is only valid if <b>cfgIPV6DNSServersFromDHCP6</b> is set to 0 (false). |
| <b>Legal Values</b> | A string representing a valid IPv6 entry. For example, 2001:DB8:1234:5678:9ABC:DE11:C00C:BEEF                                                                                                                                    |

**Default** ::

### Example

```
$ racadm getconfig -g cfgIPv6LanNetworking
cfgIPv6Enable=1
cfgIPv6AutoConfig=1
cfgIPv6Address=::
cfgIPv6PrefixLength=64
cfgIPv6Gateway=::
cfgIPv6DNSServersFromDHCP6=1
cfgIPv6DNSServer1=::
cfgIPv6DNSServer2=::
```

If both IPv4 and IPv6 are enabled on the CMC, IPv6 DNS servers take priority. The order of preference for DNS servers is:

- cfgIPv6DNSServer1
- cfgIPv6DNSServer2
- cfgDNSServer1
- cfgDNSServer2

## cfgCurrentLanNetworking (Read Only)

This group displays the current CMC NIC properties.

This object property is applicable only for CMC. Use this object with the getconfig subcommand.

To use this object property, you must have **CMC Login User** privilege.

### Synopsis

```
racadm getconfig -g cfgCurrentLanNetworking
```

### cfgNicCurrentIpAddress

|                     |                                            |
|---------------------|--------------------------------------------|
| <b>Description</b>  | Displays the static IP address to the CMC. |
| <b>Legal Values</b> |                                            |
| <b>Default</b>      |                                            |

### cfgNicCurrentNetmask

|                     |                                                        |
|---------------------|--------------------------------------------------------|
| <b>Description</b>  | Displays the static subnet mask for the CMC IP address |
| <b>Legal Values</b> |                                                        |
| <b>Default</b>      |                                                        |

### cfgNicCurrentGateway

Displays the static gateway for the CMC IP address.

**Description** Displays the static gateway for the CMC IP address.  
**Legal Values**  
**Default**

### **cfgNicCurrentDhcpWasUsed**

**Description** Indicates whether DHCP is used to configure the NIC.  
**Legal Values** 0 – address is static.  
1– address was obtained from the DHCP server.  
**Default** None

### **cfgNicCurrentVlanEnable (Read Only)**

**Description** Indicates whether the VLAN is enabled.  
**Legal Values** 0- VLAN is disabled  
1- VLAN is enabled  
**Default** None

### **cfgNicCurrentVlanID (Read Only)**

**Description** Indicates the Current Virtual Lan ID  
**Legal Values** Integer  
**Default** None

### **cfgNicCurrentVlanPriority (Read Only)**

**Description** Indicates the Current Virtual Lan Priority.  
**Legal Values** Integer  
**Default** None

### **cfgDNSCurrentServer1**

**Description** Displays the IP address for DNS server 1.  
**Legal Values** A Valid IPv4 DNS IP  
**Default** None

### **cfgDNSCurrentServer2**

**Description** Displays the IP address for DNS server 2.  
**Legal Values**

## Default

### cfgDNSCurrentDomainName

#### Description

Displays the DNS domain name.

#### Legal Values

#### Default

### cfgNicCurrentIPv4Enabled

#### Description

Indicates whether IPv4 is enabled on the CMC. If the current property value is set to 0 (false), the remote network interfaces to the CMC are not accessible over IPv4.

#### Legal Values

#### Default

#### Example

```
racadm getconfig -g cfgCurrentLanNetworking
# cfgNicCurrentIPv4Enabled=1
# cfgNicCurrentIpAddress=143.166.152.116
# cfgNicCurrentNetmask=255.255.255.0
# cfgNicCurrentGateway=143.166.152.1
# cfgNicCurrentDhcpWasUsed=0
# cfgNicCurrentVlanEnable=0
# cfgNicCurrentVlanID=1
# cfgNicCurrentVlanPriority=0
# cfgDNSCurrentServer1=192.168.0.5
# cfgDNSCurrentServer2=192.168.0.6
# cfgDNSCurrentDomainName=MYDOMAIN
```

### cfgCurrentIPv6LanNetworking (Read Only)

This group displays the current CMC IPv6 properties.

This object property is applicable only for CMC. Use this object with the **getconfig** subcommand.

To use this object property, you must have **CMC Login User** privilege.

### cfgCurrentIPv6Enabled

#### Description

Indicates whether IPv6 is enabled on the CMC. If the current property value is set to 0 (false), the remote network interfaces to the CMC are not accessible over IPv6.

#### Legal Values

#### Default

## **cfgCurrentIPv6AutoConfigWasUsed**

|                     |                                                                                                                         |
|---------------------|-------------------------------------------------------------------------------------------------------------------------|
| <b>Description</b>  | Indicates whether auto configuration is used to obtain IPv6 settings, including stateless IPv6 address(es) and gateway. |
| <b>Legal Values</b> | 0 (static addressing is used)<br>1 (address is obtained from the DHCPv6 server and/or stateless auto configuration)     |
| <b>Default</b>      | None                                                                                                                    |

## **cfgCurrentLinkLocalAddress**

|                     |                                                          |
|---------------------|----------------------------------------------------------|
| <b>Description</b>  | Displays the current IPv6 link-local address of the CMC. |
| <b>Legal Values</b> |                                                          |
| <b>Default</b>      |                                                          |

## **cfgCurrentIPv6Address1**

|                     |                                                                                                                                         |
|---------------------|-----------------------------------------------------------------------------------------------------------------------------------------|
| <b>Description</b>  | Displays the current IPv6 addresses. This property displays up to 15 global IPv6 addresses, including stateful and stateless addresses. |
| <b>Legal Values</b> |                                                                                                                                         |
| <b>Default</b>      |                                                                                                                                         |

## **cfgCurrentIPv6Gateway**

|                     |                                    |
|---------------------|------------------------------------|
| <b>Description</b>  | Displays the current IPv6 gateway. |
| <b>Legal Values</b> |                                    |
| <b>Default</b>      |                                    |

## **cfgCurrentIPv6DNSServersFromDHCP6**

|                     |                                                                                 |
|---------------------|---------------------------------------------------------------------------------|
| <b>Description</b>  | Indicates whether the DNS server addresses are assigned from the DHCPv6 server. |
| <b>Legal Values</b> |                                                                                 |
| <b>Default</b>      |                                                                                 |

## **cfgCurrentIPv6DNSServer1**

|                     |                                             |
|---------------------|---------------------------------------------|
| <b>Description</b>  | Displays the IPv6 address for DNS server 1. |
| <b>Legal Values</b> |                                             |

Default

## cfgCurrentIPv6DNSServer2

|                     |                                             |
|---------------------|---------------------------------------------|
| <b>Description</b>  | Displays the IPv6 address for DNS server 2. |
| <b>Legal Values</b> | None                                        |
| <b>Default</b>      | None                                        |

### Example

```
racadm getconfig -g cfgCurrentIPv6LanNetworking
# cfgCurrentIPv6Enabled=1
# cfgCurrentIPv6AutoConfigWasUsed=1
# cfgCurrentLinkLocalAddress=fe80::21e:4fff:fe1f:5371/64
# cfgCurrentIPv6Address1=2009:123::e48f:9dd8:6f51:a669/64
# cfgCurrentIPv6Address2=fd88:1::21e:4fff:fe1f:5371/64
# cfgCurrentIPv6Address3=fd88:2::21e:4fff:fe1f:5371/64
# cfgCurrentIPv6Gateway=fe80::21c:23ff:fe77:6215
# cfgCurrentIPv6DNSServersFromDHCP6=1
# cfgCurrentIPv6DNSServer1=2009:123::1
# cfgCurrentIPv6DNSServer2=::
```

## cfgIPv6URL

This group specifies properties used to configure iDRAC IPv6 URL.

The following sections provide information about the objects in the **cfgIPv6URL** group.

### cfgIPv6URLstring (Read Only)

|                     |                                  |
|---------------------|----------------------------------|
| <b>Description</b>  | The iDRAC IPv6 URL.              |
| <b>Legal Values</b> | A string of up to 80 characters. |
| <b>Default</b>      | <blank>                          |

## cfgIpmiSerial

This group specifies properties used to configure the IPMI serial interface of the BMC.

It is applicable only for iDRAC on Rack and Tower Servers and not for iDRAC Enterprise on Blade Servers or CMC.

### cfgIpmiSerialBaudRate (Read/Write)

|                     |                                                            |
|---------------------|------------------------------------------------------------|
| <b>Description</b>  | Specifies the baud rate for a serial connection over IPMI. |
| <b>Legal Values</b> | 9600, 19200, 57600, 115200                                 |
| <b>Default</b>      | 57600                                                      |

## cfgIpmiSerialConnectionMode (Read/Write)

|                     |                                                                                                                                                                                                                                                                                                                                                                                                                                                                   |
|---------------------|-------------------------------------------------------------------------------------------------------------------------------------------------------------------------------------------------------------------------------------------------------------------------------------------------------------------------------------------------------------------------------------------------------------------------------------------------------------------|
| <b>Description</b>  | When the iDRAC <b>cfgSerialConsoleEnable</b> property is set to 0 (disabled), the iDRAC serial port becomes the IPMI serial port. This property determines the IPMI defined mode of the serial port.<br><br>In Basic mode, the port uses binary data with the intent of communicating with an application program on the serial client. In Terminal mode, the port assumes that a dumb ASCII terminal is connected and allows very simple commands to be entered. |
| <b>Legal Values</b> | <ul style="list-style-type: none"><li>• 0 (Terminal)</li><li>• 1 (Basic)</li></ul>                                                                                                                                                                                                                                                                                                                                                                                |
| <b>Default</b>      | 1                                                                                                                                                                                                                                                                                                                                                                                                                                                                 |

## cfgIpmiSerialChanPrivLimit (Read/Write)

|                     |                                                                                                               |
|---------------------|---------------------------------------------------------------------------------------------------------------|
| <b>Description</b>  | Specifies the maximum privilege level allowed on the IPMI serial channel.                                     |
| <b>Legal Values</b> | <ul style="list-style-type: none"><li>• 2 (User)</li><li>• 3 (Operator)</li><li>• 4 (Administrator)</li></ul> |
| <b>Default</b>      | 4                                                                                                             |

## cfgIpmiSerialFlowControl (Read/Write)

|                     |                                                                                  |
|---------------------|----------------------------------------------------------------------------------|
| <b>Description</b>  | Specifies the flow control setting for the IPMI serial port.                     |
| <b>Legal Values</b> | <ul style="list-style-type: none"><li>• 0 (None)</li><li>• 1 (CTS/RTS)</li></ul> |
| <b>Default</b>      | 1                                                                                |

## cfgIpmiSerialHandshakeControl (Read/Write)

|                     |                                                                                |
|---------------------|--------------------------------------------------------------------------------|
| <b>Description</b>  | Enables or disables the IPMI terminal mode handshake control.                  |
| <b>Legal Values</b> | <ul style="list-style-type: none"><li>• 0 (FALSE)</li><li>• 1 (TRUE)</li></ul> |
| <b>Default</b>      | 1                                                                              |

### cfgIpmiSerialLineEdit (Read/Write)

|                     |                                                                                |
|---------------------|--------------------------------------------------------------------------------|
| <b>Description</b>  | Enables or disables line editing on the IPMI serial interface.                 |
| <b>Legal Values</b> | <ul style="list-style-type: none"><li>• 0 (FALSE)</li><li>• 1 (TRUE)</li></ul> |
| <b>Default</b>      | 1                                                                              |

### cfgIpmiSerialEchoControl (Read/Write)

|                     |                                                                                |
|---------------------|--------------------------------------------------------------------------------|
| <b>Description</b>  | Enables or disables echo control on the IPMI serial interface.                 |
| <b>Legal Values</b> | <ul style="list-style-type: none"><li>• 0 (FALSE)</li><li>• 1 (TRUE)</li></ul> |
| <b>Default</b>      | 1                                                                              |

### cfgIpmiSerialDeleteControl (Read/Write)

|                     |                                                                                |
|---------------------|--------------------------------------------------------------------------------|
| <b>Description</b>  | Enables or disables delete control on the IPMI serial interface.               |
| <b>Legal Values</b> | <ul style="list-style-type: none"><li>• 0 (FALSE)</li><li>• 1 (TRUE)</li></ul> |
| <b>Default</b>      | 0                                                                              |

### cfgIpmiSerialNewLineSequence (Read/Write)

|                     |                                                                                                                                                                                 |
|---------------------|---------------------------------------------------------------------------------------------------------------------------------------------------------------------------------|
| <b>Description</b>  | Specifies the newline sequence specification for the IPMI serial interface.                                                                                                     |
| <b>Legal Values</b> | <ul style="list-style-type: none"><li>• 0 (None)</li><li>• 1 (CR-LF)</li><li>• 2 (NULL)</li><li>• 3 (&lt;CR&gt;)</li><li>• 4 (&lt;LF-CR&gt;)</li><li>• 5 (&lt;LF&gt;)</li></ul> |
| <b>Default</b>      | 1                                                                                                                                                                               |



## cfgIpmiSerialInputNewLineSequence (Read/Write)


|                     |                                                                                   |
|---------------------|-----------------------------------------------------------------------------------|
| <b>Description</b>  | Specifies the input newline sequence specification for the IPMI serial interface. |
| <b>Legal Values</b> | <ul style="list-style-type: none"><li>• 1 (ENTER)</li><li>• 2 (NULL)</li></ul>    |
| <b>Default</b>      | 1                                                                                 |

## cfgSmartCard

This group specifies properties used to support access to iDRAC using a smart card. This group is applicable only for iDRAC.

The following sections provide information about the objects in the **cfgSmartCard** group.

### cfgSmartCardLogonEnable (Read/Write)

|                     |                                                                                                                                                                                                                                                                                        |
|---------------------|----------------------------------------------------------------------------------------------------------------------------------------------------------------------------------------------------------------------------------------------------------------------------------------|
| <b>Description</b>  | Enables, disables, or enables with Remote RACADM support for access to iDRAC using a smart card.<br> <b>NOTE:</b> Enabling with remote RACADM is only applicable for iDRAC on Rack and Tower Servers. |
| <b>Legal Values</b> | <ul style="list-style-type: none"><li>• 0 (Disabled)</li><li>• 1 (Enabled)</li><li>• 2 (Enabled with Remote RACADM) - This is not applicable for iDRAC Enterprise on Blade Servers.</li></ul>                                                                                          |
| <b>Default</b>      | 0                                                                                                                                                                                                                                                                                      |

### cfgSmartCardCRLEnable (Read/Write)

|                     |                                                                                                                                                                              |
|---------------------|------------------------------------------------------------------------------------------------------------------------------------------------------------------------------|
| <b>Description</b>  | Enables or disables the Certificate Revocation List (CRL). This object is applicable only for iDRAC on Rack and Tower Servers and not for iDRAC Enterprise on Blade Servers. |
| <b>Legal Values</b> | <ul style="list-style-type: none"><li>• 1 (TRUE)</li><li>• 0 (FALSE)</li></ul>                                                                                               |
| <b>Default</b>      | 0                                                                                                                                                                            |

## cfgNetTuning

This group enables users to configure the advanced network interface parameters for the RAC NIC or CMC. When configured, the updated settings may take up to a minute to become active.

The following sections provide information about the objects in the **cfgNetTuning** group.

This group is applicable only for iDRAC on Rack and Tower Servers and not for iDRAC Enterprise on Blade Servers.

 **CAUTION: Use extra precaution when modifying properties in this group. Inappropriate modification of the properties in this group can result in your RAC NIC become inoperable.**

## cfgNetTuningNicSpeed

|                     |                                                                                                               |
|---------------------|---------------------------------------------------------------------------------------------------------------|
| <b>Description</b>  | Specifies the speed for the CMC NIC. This property is used only if <b>cfgNetTuningNicAutoNeg</b> is set to 0. |
| <b>Legal Values</b> | 10, 100, or 1000                                                                                              |
| <b>Default</b>      | 100                                                                                                           |

## cfgNetTuningNicAutoneg (Read/Write)

|                     |                                                                                                                                            |
|---------------------|--------------------------------------------------------------------------------------------------------------------------------------------|
| <b>Description</b>  | Enables autonegotiation of physical link speed and duplex. If enabled, autonegotiation takes priority over other values set in this group. |
| <b>Legal Values</b> | <ul style="list-style-type: none"><li>• 0 = Auto Negotiation is Disabled</li><li>• 1 = Auto Negotiation is Enabled</li></ul>               |
| <b>Default</b>      | 1                                                                                                                                          |

### Example

```
racadm getconfig -g cfgNetTuning
cfgNetTuningNicSpeed=100
cfgNetTuningNicFullDuplex=1
cfgNetTuningNicMtu=1500
cfgNetTuningNicAutoneg=1
```

## cfgNetTuningNic100MB (Read/Write)

|                     |                                                                                                                                |
|---------------------|--------------------------------------------------------------------------------------------------------------------------------|
| <b>Description</b>  | Specifies the speed to use for the RAC NIC. This property is not used if <b>cfgNetTuningNicAutoNeg</b> is set to 0 (disabled). |
| <b>Legal Values</b> | <ul style="list-style-type: none"><li>• 0 (10 MBit)</li><li>• 1 (100 MBit)</li><li>• 2 (1000 MBit)</li></ul>                   |
| <b>Default</b>      | 1                                                                                                                              |

## cfgNetTuningNicFullDuplex (Read/Write)

|                     |                                                                                                                                              |
|---------------------|----------------------------------------------------------------------------------------------------------------------------------------------|
| <b>Description</b>  | Specifies the duplex setting for the RAC or CMC NIC. This property is used only if the <b>cfgNetTuningNicAutoNeg</b> is set to 0 (disabled). |
| <b>Legal Values</b> | <ul style="list-style-type: none"><li>• 0 (Half Duplex)</li></ul>                                                                            |

- 1 (Full Duplex)


**Default** 1

## cfgNetTuningNicMtu (Read/Write)

**Description** The size in bytes of the maximum transmission unit used by iDRAC or CMC NIC.

**Legal Values** 576 – 1500

**Default** 1500

 **NOTE:** IPv6 requires a minimum MTU of 1280. If IPv6 is enabled, and **cfgNetTuningMtu** is set to a lower value, the CMC uses an MTU of 1280.

## cfgSensorRedundancy

This group is used to set the power supply redundancy. This group is applicable only for iDRAC.

The following sections provide information about the objects in the **cfgSensorRedundancy** group.

This group is applicable only for iDRAC on Rack and Tower Servers and not for iDRAC Enterprise on Blade Servers.

### cfgSensorRedundancyIndex (Read Only)

**Description** Specifies index for the sensor redundancy group being read. Only power supply redundancy is supported.

**Legal Values** 1

**Default** None

### cfgSensorRedundancyPolicy (Read/Write)

**Description** Sets the power supply redundancy policy.

**Legal Values**

- 2 - N/A, for systems that are not supported
- 3 - Non Redundant
- 4 - 1+1 Redundant
- 4 - 2+1 Redundant
- 16 - 2+2 Redundant

**Default** Any legal value at that particular execution instance.

## cfgSensorRedundancyCapabilities (Read Only)


|                     |                                                                                                                                                                                                                                                                                                          |
|---------------------|----------------------------------------------------------------------------------------------------------------------------------------------------------------------------------------------------------------------------------------------------------------------------------------------------------|
| <b>Description</b>  | Returns the redundancy capabilities in the form of a bitmask. This bitmask allows the user to know which values can be set for <b>cfgSensorRedundancyPolicy</b> .                                                                                                                                        |
| <b>Legal Values</b> | A bit mask. More than 1-bit can be set at a time to indicate multiple redundancy support. <ul style="list-style-type: none"><li>• 0- N/A, for systems that are not supported</li><li>• 1- Non Redundant</li><li>• 2- 1+1 - Redundant</li><li>• 4- 2+1 - Redundant</li><li>• 8- 2+2 - Redundant</li></ul> |
| <b>Default</b>      | 0                                                                                                                                                                                                                                                                                                        |

## cfgSensorRedundancyStatus (Read Only)

|                     |                                                                                                                           |
|---------------------|---------------------------------------------------------------------------------------------------------------------------|
| <b>Description</b>  | Indicates the redundancy status. The status is N/A on platforms that does not support the power supply sensor redundancy. |
| <b>Legal Values</b> | String: <ul style="list-style-type: none"><li>• N/A</li><li>• Full</li><li>• Lost</li><li>• Degraded</li></ul>            |
| <b>Default</b>      | None                                                                                                                      |

## cfgVFlashSD

This group is used to configure the properties for the Virtual Flash SD card. This group is applicable only for iDRAC.

 **NOTE:** If the vFlash card is present but is not enabled, the query for any property under this group displays:


```
ERROR: vFlash is not enabled.
```

To view the properties of this group, enable the vFlash using the command:

```
racadm config -g cfgvFlashSD -o cfgvFlashSDEnable 1
```

The following sections provide information about the objects in the **cfgVFlashSD** group.

## cfgVFlashSDEnable (Read/Write)

|                     |                                                                                                                                                                                                                                   |
|---------------------|-----------------------------------------------------------------------------------------------------------------------------------------------------------------------------------------------------------------------------------|
| <b>Description</b>  | Enables or disables the vFlash SD card.<br> <b>NOTE:</b> Disabling vFlashPartition by setting cfgVFlashSDEnable to 0 does not require a license. |
| <b>Legal Values</b> | <ul style="list-style-type: none"><li>• 0 (Disable)</li><li>• 1 (Enable)</li></ul>                                                                                                                                                |
| <b>Default</b>      | 1                                                                                                                                                                                                                                 |

## cfgVFlashSDSize (Read Only)

|                     |                                                            |
|---------------------|------------------------------------------------------------|
| <b>Description</b>  | Displays the size of the vFlash SD card in megabytes (MB). |
| <b>Legal Values</b> | A string of upto 64 characters.                            |
| <b>Default</b>      | <i>&lt;card size&gt;</i>                                   |

## cfgVFlashSDLicensed (Read Only)

|                     |                                                                                                                                                                                   |
|---------------------|-----------------------------------------------------------------------------------------------------------------------------------------------------------------------------------|
| <b>Description</b>  | Displays whether a SD card or vFlash SD card is inserted. The vFlash SD card supports the new enhanced vFlash features and the SD card supports only the limited vFlash features. |
| <b>Legal Values</b> | <ul style="list-style-type: none"><li>• 0 (SD card is inserted)</li><li>• 1 (vFlash SD card is inserted)</li></ul>                                                                |
| <b>Default</b>      | None                                                                                                                                                                              |

## cfgVFlashSDAvailableSize (Read Only)

|                     |                                                                                                       |
|---------------------|-------------------------------------------------------------------------------------------------------|
| <b>Description</b>  | Displays the available space (in MB) on the vFlash SD card that can be used to create new partitions. |
| <b>Legal Values</b> | A string of up to 64 characters.                                                                      |
| <b>Default</b>      | If the card is not initialized, default is 0. If initialized, displays the unused space on the card.  |

## cfgVFlashSDHealth (Read Only)

|                     |                                                                                                   |
|---------------------|---------------------------------------------------------------------------------------------------|
| <b>Description</b>  | Displays the current health status of the vFlash SD card.                                         |
| <b>Legal Values</b> | String: <ul style="list-style-type: none"><li>• OK</li><li>• Warning</li><li>• Critical</li></ul> |

- Unknown

**Default** OK

## cfgVFlashSDWriteProtect (Read Only)

**Description** Displays whether the physical write-protect latch on the vFlash SD card is enabled or disabled.


**Legal Values**

- 0 (vFlash is not write-protected)
- 1 (vFlash is write-protected)

**Default** None

## cfgVFlashPartition

This group is used to configure properties for individual partitions on the vFlash SD Card. Up to 16 partitions are supported, indexed from 1 to 16. This group is applicable only for iDRAC.

 **NOTE:** For SD cards, the index value is limited to 1 because only a single partition of size 256 MB is allowed.

The following sections provide information about the objects in the **cfgVFlashPartition** group.

### cfgVFlashPartitionIndex ReadOnly

**Description** The index value of the partition.

**Legal Values** Integer from 1-16

**Default** None

### cfgVFlashPartitionSize ReadOnly

**Description** Displays the size of the partition.

**Legal Values** 1 MB to 4 GB

**Default** **None**

### cfgVFlashPartitionEmulationType (Read/Write)

**Description** Displays the emulation type for the partition.

**Legal Values** String:

- HDD
- Floppy
- CDROM

**Default** None

## cfgVFlashPartitionOSVolLabel ReadOnly

|                     |                                                                               |
|---------------------|-------------------------------------------------------------------------------|
| <b>Description</b>  | Displays the label for the partition that is visible to the operating system. |
| <b>Legal Values</b> | An alphanumeric string of up to six characters.                               |
| <b>Default</b>      | None                                                                          |


## cfgVFlashPartitionFormatType (ReadOnly)

|                     |                                                                                                                                          |
|---------------------|------------------------------------------------------------------------------------------------------------------------------------------|
| <b>Description</b>  | Displays the format type of the partition.                                                                                               |
| <b>Legal Values</b> | String: <ul style="list-style-type: none"><li>• FAT16</li><li>• FAT32</li><li>• EXT2</li><li>• EXT3</li><li>• CD</li><li>• RAW</li></ul> |
| <b>Default</b>      | None                                                                                                                                     |

## cfgVFlashPartitionAccessType (Read/Write)

|                     |                                                                                          |
|---------------------|------------------------------------------------------------------------------------------|
| <b>Description</b>  | Indicates the partition access permissions. It configures the access type to read-write. |
| <b>Legal Values</b> | <ul style="list-style-type: none"><li>• 0 (Read-only)</li><li>• 1 (Read-write)</li></ul> |
| <b>Default</b>      | 0                                                                                        |

## cfgVFlashPartitionAttachState (Read/Write)

|                     |                                                                                                                                                                                                                                                                     |
|---------------------|---------------------------------------------------------------------------------------------------------------------------------------------------------------------------------------------------------------------------------------------------------------------|
| <b>Description</b>  | Displays whether the partition is attached or detached.<br> <b>NOTE:</b> Detaching the vFlashPartition by setting cfgVFlashPartitionAttachState to 0 does not require a license. |
| <b>Legal Values</b> | <ul style="list-style-type: none"><li>• 1 (Attached)</li><li>• 0 (Detached)</li></ul>                                                                                                                                                                               |
| <b>Default</b>      | 0                                                                                                                                                                                                                                                                   |

## cfgLogging

This group contains parameters to enable or disable the OEM event log filtering. This group is applicable only for iDRAC. The following section provide information about the objects in the **cfgLogging** group:

### cfgLoggingSELOEMEventFilterEnable (Read/Write)

|                     |                                                                                    |
|---------------------|------------------------------------------------------------------------------------|
| <b>Description</b>  | Enables or disables the SEL Log filtering.                                         |
| <b>Legal Values</b> | <ul style="list-style-type: none"><li>• 0 (Disable)</li><li>• 1 (Enable)</li></ul> |
| <b>Default</b>      | 0                                                                                  |

## cfgRacSecurity

This group is used to configure settings related to CMC SSL certificate signing request (CSR) feature. The properties in this group must be configured before generating a CSR from CMC.

Use this object with the config or getconfig subcommands.

To use this object property, you must have **Chassis Configuration Administrator** privilege. This object property is specific to CMC only.

For iDRAC this group is replaced with **cfgRacSecurityData**.

For more information on generating certificate signing requests, see the subcommand "sslcsrgen."

The following sections provide information about the objects in the **cfgRacSecurity** group.

### cfgRacSecCsrCommonName (Read/Write)

|                     |                                                                                                |
|---------------------|------------------------------------------------------------------------------------------------|
| <b>Description</b>  | Specifies the CSR Common Name (CN) that must be an IP or CMC name as given in the certificate. |
| <b>Legal Values</b> | A string of up to 254 characters.                                                              |
| <b>Default</b>      | <blank>                                                                                        |

### cfgRacSecCsrOrganizationName (Read/Write)

|                     |                                          |
|---------------------|------------------------------------------|
| <b>Description</b>  | Specifies the CSR Organization Name (O). |
| <b>Legal Values</b> | A string of up to 254 characters.        |
| <b>Default</b>      | <blank>                                  |

### cfgRacSecCsrOrganizationUnit (Read/Write)

|                     |                                           |
|---------------------|-------------------------------------------|
| <b>Description</b>  | Specifies the CSR Organization Unit (OU). |
| <b>Legal Values</b> | A string of up to 254 characters.         |



**Default** <blank>

### **cfgRacSecCsrLocalityName (Read/Write)**

**Description** Specifies the CSR Locality (L).  
**Legal Values** A string of up to 254 characters.  
**Default** <blank>

### **cfgRacSecCsrStateName (Read/Write)**

**Description** Specifies the CSR State Name (S).  
**Legal Values** A string of up to 254 characters.  
**Default** <blank>

### **cfgRacSecCsrCountryCode (Read/Write)**

**Description** Specifies the CSR Country Code (CC).  
**Legal Values** A string of 2 alphabet country code.  
**Default** US

### **cfgRacSecCsrEmailAddr (Read/Write)**

**Description** Specifies the CSR email address.  
**Legal Values** A string of up to 254 characters.  
**Default** <blank>

#### **Example**

```
racadm config -g cfgRacSecurity  
cfgRacSecCsrKeySize=1024  
cfgRacSecCommonName=  
cfgRacSecOrganizationName=  
cfgRacSecOrganizationUnit=  
cfgRacSecLocalityName=  
cfgRacSecStateName=  
cfgRacSecCountryCode=  
cfgRacSecEmailAddr=
```

### **cfgRacSecCsrKeySize (Read/Write)**

**Description** Specifies the SSL asymmetric key size for the CSRs.  
**Legal Values** 512, 1024, 2048  
**Default** 1024



# Database Objects With Get and Set Commands

These groups and object names must be used with the **get** and **set** commands.

When addressing these objects they must begin with either a FQDD or FQDD Alias.

These groups and objects are not applicable for CMC.

## System.Power

This group provides information on power management features for iDRAC.

The following section provides information about the objects in the System.Power group.

### System.Power.Status (Read Only)

|                     |                                                                                                    |
|---------------------|----------------------------------------------------------------------------------------------------|
| <b>Description</b>  | Represents the device power state, either ON or OFF.                                               |
| <b>Legal Values</b> | <ul style="list-style-type: none"> <li>• 0 - Server is off</li> <li>• 1 - Server is on.</li> </ul> |
| <b>Default</b>      | None                                                                                               |

### System.Power.ServerAllocation (Read Only)

|                     |                                                                                                         |
|---------------------|---------------------------------------------------------------------------------------------------------|
| <b>Description</b>  | Indicates the power allocated to running blades. This value is displayed in both watts and BTU/h units. |
| <b>Legal Values</b> | 0 - 7928                                                                                                |
| <b>Default</b>      | None                                                                                                    |

### System.Power.Cap.MinThreshold (Read Only)

|                     |                                                                                                                  |
|---------------------|------------------------------------------------------------------------------------------------------------------|
| <b>Description</b>  | This is the lowest calculated power consumption of the device. This is based on the current component inventory. |
| <b>Legal Values</b> | None                                                                                                             |
| <b>Default</b>      | None                                                                                                             |


### System.Power.Cap.MaxThreshold (Read Only)

|                     |                                                                                                                   |
|---------------------|-------------------------------------------------------------------------------------------------------------------|
| <b>Description</b>  | This is the highest calculated power consumption of the device. This is based on the current component inventory. |
| <b>Legal Values</b> | None                                                                                                              |

Default None

### System.Power.Cap.Enable (Read/Write)

Description Enables Server Capping.

 **NOTE:** This value is read only on Blade servers because CMC controls the capping.

Legal Values

- 0 - Disable
- 1 - Enable

Default 0

### System.Power.Cap.Watts (Read Only)

Description Represents the Maximum Power in Watts a device is allowed to consume. The device may throttle in order to meet this capacity.

 **NOTE:** This value is applicable only if **System.Power.Cap.Enable** is set to 1.

Legal Values None

Default None

### System.Power.Cap.Btuhr (Read/Write)

Description Represents the maximum power in BTU/Hr a device is allowed to consume. The device may throttle in order to meet this capacity.


 **NOTE:** This value is applicable only if **System.Power.Cap.Enable** is set to 1.

Legal Values String up to 32 characters.

Default None

### System.Power.Hotspare.PrimaryPSU (Read/Write)


Description Represents the primary PSU selection.

 **NOTE:** This value is supported only on iDRAC on Rack and Tower servers.



Legal Values Integer values 1 - 2

Default 1

## System.Power.Hotspare.Enable (Read/Write)

|                     |                                                                                                                                                                                                                           |
|---------------------|---------------------------------------------------------------------------------------------------------------------------------------------------------------------------------------------------------------------------|
| <b>Description</b>  | Enables RapidOn feature for the primary PSU selection.<br> <b>NOTE:</b> This value is supported only on iDRAC on Rack and Tower servers. |
| <b>Legal Values</b> | 0 - Disable<br>1- Enable                                                                                                                                                                                                  |
| <b>Default</b>      | 0                                                                                                                                                                                                                         |

## System.Power.PFC.Enable (Read/Write)

|                     |                                                                                                                                                                                                                                                                                                                                                                                                |
|---------------------|------------------------------------------------------------------------------------------------------------------------------------------------------------------------------------------------------------------------------------------------------------------------------------------------------------------------------------------------------------------------------------------------|
| <b>Description</b>  | Enables the power factor correction feature.<br> <b>NOTE:</b> This value is supported only on iDRAC on Rack and Tower servers.<br> <b>NOTE:</b> This value is applicable only if <b>System.Power.Cap.Enable</b> is set to 1. |
| <b>Legal Values</b> | <ul style="list-style-type: none"><li>• 0 - Disable</li><li>• 1 - Enable</li></ul>                                                                                                                                                                                                                                                                                                             |
| <b>Default</b>      | 0                                                                                                                                                                                                                                                                                                                                                                                              |

## System.Power.Max.Power (Read Only)

|                     |                                                                              |
|---------------------|------------------------------------------------------------------------------|
| <b>Description</b>  | This is the device Peak Power Consumption since this value was last cleared. |
| <b>Legal Values</b> | String up to 32 characters.                                                  |
| <b>Default</b>      | None                                                                         |

## System.Power.Max.Amps (Read Only)

|                     |                                                                                |
|---------------------|--------------------------------------------------------------------------------|
| <b>Description</b>  | Specifies the device Peak Power Consumption since this value was last cleared. |
| <b>Legal Values</b> | String up to 32 characters.                                                    |
| <b>Default</b>      | None                                                                           |

## System.Power.Max.Amps.TimeStamp (Read Only)

|                     |                                                                                                    |
|---------------------|----------------------------------------------------------------------------------------------------|
| <b>Description</b>  | Specifies the timestamp recorded for the Peak Power Consumption since this value was last cleared. |
| <b>Legal Values</b> | String up to 32 characters.                                                                        |

Time in the format Day Month Date HH:MM:SS Year

- HH = hour
- MM=Minutes
- SS = Seconds
- DD = Day
- YYYY = Year

**Default**

None

### **System.Power.Max.PowerClear Write Only**

**Description**

Clears the current recorded power statistics.

**Legal Values**

0 - Do not clear

1 - Clear the Power Consumption Statistics

**Default**

None

### **System.Power.Avg.LastHour (Read Only)**

**Description**

Displays the average power value during the last hour.

**Legal Values**

Integer > 0

**Default**

None

### **System.Power.Avg.LastDay (Read Only)**

**Description**

Displays the average power value during the last day.

**Legal Values**

Integer > 0

**Default**

0

### **System.Power.Min.LastDay.TimeStamp (Read Only)**

**Description**

Displays the minimum power value during the last day.

**Legal Values**

Integer > 0

**Default**

0

### **System.Power.Max.LastDay (Read Only)**

**Description**

Displays the maximum power value during the last day.

**Legal Values**

Integer > 0

**Default**

0

## System.Power.Max.LastDay.TimeStamp (Read Only)

|                     |                                                                                                                                                                                                                       |
|---------------------|-----------------------------------------------------------------------------------------------------------------------------------------------------------------------------------------------------------------------|
| <b>Description</b>  | Displays the timestamp of maximum power value during the last day.                                                                                                                                                    |
| <b>Legal Values</b> | Time in the format Day Month Date HH:MM:SS Year <ul style="list-style-type: none"><li>• HH = hour</li><li>• MM=Minutes</li><li>• SS = Seconds</li><li>• OO = Month</li><li>• DD = Day</li><li>• YYYY = Year</li></ul> |
| <b>Default</b>      | 0                                                                                                                                                                                                                     |

## System.Power.Avg.LastWeek (Read Only)

|                     |                                                        |
|---------------------|--------------------------------------------------------|
| <b>Description</b>  | Displays the average power value during the last week. |
| <b>Legal Values</b> | Integer > 0                                            |
| <b>Default</b>      | 0                                                      |

## System.Power.Min.LastWeek.TimeStamp (Read Only)

|                     |                                                                                                                                                                                                                       |
|---------------------|-----------------------------------------------------------------------------------------------------------------------------------------------------------------------------------------------------------------------|
| <b>Description</b>  | Displays the timestamp of minimum power value during the last week.                                                                                                                                                   |
| <b>Legal Values</b> | Time in the format Day Month Date HH:MM:SS Year <ul style="list-style-type: none"><li>• HH = hour</li><li>• MM=Minutes</li><li>• SS = Seconds</li><li>• OO = Month</li><li>• DD = Day</li><li>• YYYY = Year</li></ul> |
| <b>Default</b>      | 0                                                                                                                                                                                                                     |


## System.Power.Max.LastWeek (Read Only)

|                     |                                                        |
|---------------------|--------------------------------------------------------|
| <b>Description</b>  | Displays the maximum power value during the last week. |
| <b>Legal Values</b> | Integer > 0                                            |
| <b>Default</b>      | 0                                                      |


## System.Power.Max.LastWeek.TimeStamp (Read Only)

|                     |                                                                                                                                                                                                                       |
|---------------------|-----------------------------------------------------------------------------------------------------------------------------------------------------------------------------------------------------------------------|
| <b>Description</b>  | Displays the timestamp of maximum power value during the last week.                                                                                                                                                   |
| <b>Legal Values</b> | Time in the format Day Month Date HH:MM:SS Year <ul style="list-style-type: none"><li>• HH = hour</li><li>• MM=Minutes</li><li>• SS = Seconds</li><li>• 00 = Month</li><li>• DD = Day</li><li>• YYYY = Year</li></ul> |
| <b>Default</b>      | 0                                                                                                                                                                                                                     |

## System.Power.RedundancyPolicy (Read/Write)

|                     |                                                                                                                                                                                                                                                              |
|---------------------|--------------------------------------------------------------------------------------------------------------------------------------------------------------------------------------------------------------------------------------------------------------|
| <b>Description</b>  | Sets the redundancy policy of the system.<br> <b>NOTE:</b> This object is not applicable on iDRAC on Blade servers. iDRAC on Blade servers does not control power supplies. |
| <b>Legal Values</b> | <ul style="list-style-type: none"><li>• 0 - No Redundancy</li><li>• 1 - AC redundancy</li><li>• 2 - Power supply redundancy (DC Redundancy)</li></ul>                                                                                                        |
| <b>Default</b>      | 0                                                                                                                                                                                                                                                            |

## System.Power.RedundancyCapabilities (Read Only)

|                     |                                                                                                                                                                                                                                                                                                                                             |
|---------------------|---------------------------------------------------------------------------------------------------------------------------------------------------------------------------------------------------------------------------------------------------------------------------------------------------------------------------------------------|
| <b>Description</b>  | Returns the redundancy capabilities in the form of a bitmask. This bitmask indicates the values that are set by <b>cfgSensorRedundancyPolicy</b> .<br> <b>NOTE:</b> This object is not applicable on iDRAC on Blade servers.                             |
| <b>Legal Values</b> | A Bit Mask.<br>More than 1 bit can be set at a time to indicate multiple redundancy support. <ul style="list-style-type: none"><li>• 0 - not applicable</li><li>• 1 - Non Redundant</li><li>• 2 - 1+1 Redundant</li><li>• 4 - 2+1 Redundant</li><li>• 8 - 2+2 Redundant</li><li>• 16 - 3+x Redundant</li><li>• 32 - 4+x Redundant</li></ul> |



- 64 - 5+x Redundant

**Default** 0

### System.Power.RedundantState (Read Only)

**Description** Retrieves the redundancy state for the chassis.

**Legal Values**

- 0 - None
- 1 - Full

**Default** 0

### System.Power.Cap.Percent (Read/Write)

**Description** Represents the maximum power as a percentage of total power that a device is allowed to consume. The device may throttle in order to meet this cap.

 **NOTE:** This value is applicable only if **System.Power.Cap.Enable** is set to 1.

**Legal Values** String up to 32 characters.

**Default** None

### System.Power.EnergyConsumption (Read Only)

**Description** Represents the power being consumed by the blade or system.

**Legal Values** String upto 32 characters.

**Default** None


### System.Power.EnergyConsumption.Clear Write Only

**Description** Resets energy statistics, when set to 1.

**Legal Values** Write Only field accepts 1 as input, all other values are invalid.

**Default** None


## System.Power.Max.Headroom Write Only

|                     |                                                                                                                                                                                                                                                   |
|---------------------|---------------------------------------------------------------------------------------------------------------------------------------------------------------------------------------------------------------------------------------------------|
| <b>Description</b>  | Displays the difference between the available power and the current power consumption.<br> <b>NOTE:</b> This object is not applicable on iDRAC on Blade servers. |
| <b>Legal Values</b> | Integer > 0                                                                                                                                                                                                                                       |
| <b>Default</b>      | 0                                                                                                                                                                                                                                                 |

## System.Power.EnergyConsumption.StarttimeStamp

|                     |                                                                                                                                                                                                                       |
|---------------------|-----------------------------------------------------------------------------------------------------------------------------------------------------------------------------------------------------------------------|
| <b>Description</b>  | Displays the Start time for the Power Consumption.                                                                                                                                                                    |
| <b>Legal Values</b> | Time in the format Day Month Date HH:MM:SS Year <ul style="list-style-type: none"><li>• HH = hour</li><li>• MM=Minutes</li><li>• SS = Seconds</li><li>• OO = Month</li><li>• DD = Day</li><li>• YYYY = Year</li></ul> |
| <b>Default</b>      | None                                                                                                                                                                                                                  |

## System.Power.PCIEAllocation (Read/Write)

|                     |                                                                                                                                                                                                                           |
|---------------------|---------------------------------------------------------------------------------------------------------------------------------------------------------------------------------------------------------------------------|
| <b>Description</b>  | Specifies the amount of power allocated to the PCIe card.<br> <b>NOTE:</b> This object only applies to servers that support PCIe Card. |
| <b>Legal Values</b> | <ul style="list-style-type: none"><li>• 0</li><li>• 100</li><li>• 500</li></ul>                                                                                                                                           |
| <b>Default</b>      | <ul style="list-style-type: none"><li>• 0 on non expansler/scalpel systems</li><li>• 500 on expansler/scalpel systems</li></ul>                                                                                           |

## System.Power.Supply

This group provides information relating to the Power Supplies.

This group is indexed from 1 to 4. If there are less than 4 power supplies on the server, then some of the last indexes of this group are not applicable. This group is not applicable on iDRAC on Rack and Tower servers.

The following section provides information about the objects in the <System>.Power.Supply group.

### **System.Power.Supply.[i].MaxInputPower (Read Only)**

|                     |                                             |
|---------------------|---------------------------------------------|
| <b>Description</b>  | Displays the AC input rated power in Watts. |
| <b>Legal Values</b> | Integer > 0                                 |
| <b>Default</b>      | 0                                           |

### **System.Power.Supply.[i].MaxOutputPower ((Read Only))**

|                     |                                              |
|---------------------|----------------------------------------------|
| <b>Description</b>  | Displays the DC output rated power in Watts. |
| <b>Legal Values</b> | Integer > 0                                  |
| <b>Default</b>      | 0                                            |

### **System.Power.Supply.[i].Status (Read Only)**

|                     |                                                                                                                                                  |
|---------------------|--------------------------------------------------------------------------------------------------------------------------------------------------|
| <b>Description</b>  | Displays the status of the power supply unit.                                                                                                    |
| <b>Legal Values</b> | <ul style="list-style-type: none"><li>• 0 - absent</li><li>• 1 - present and OK</li><li>• 2 - failure</li><li>• 3 - predictive failure</li></ul> |
| <b>Default</b>      | 0                                                                                                                                                |

### **System.Power.Supply.[i].FwVer (Read Only)**

|                     |                                                             |
|---------------------|-------------------------------------------------------------|
| <b>Description</b>  | Displays the FW version of the PSU, in the format x.xx.xxx. |
| <b>Legal Values</b> | String up to 8 characters.                                  |
| <b>Default</b>      | 0                                                           |

### **System.Power.Supply.[i].CurrentDraw (Read Only)**

|                     |                                                             |
|---------------------|-------------------------------------------------------------|
| <b>Description</b>  | Displays the instantaneous current consumption in 0.1 Amps. |
| <b>Legal Values</b> | Integer > 0                                                 |
| <b>Default</b>      | 0                                                           |

### **System.Power.Supply.[i].Type (Read Only)**

|                     |                                                                                                                                                                  |
|---------------------|------------------------------------------------------------------------------------------------------------------------------------------------------------------|
| <b>Description</b>  | Displays whether the power supply is AC or DC. This is an indexed group and the square brackets are only placeholders, and do not form a part of command syntax. |
| <b>Legal Values</b> | String upto 32 characters.                                                                                                                                       |

**Default** None

### **System.Power.Supply.[i].LineStatus (Read Only)**

**Description** Specifies if this power supply is powered off or on.  
**Legal Values** Integer > 0  
**Default** None

### **System.Power.Supply.[i].PMBusMonitoring (Read Only)**

**Description** Specifies if this PMBus is present or not.  
**Legal Values** Integer > 0  
**Default** 0

## **System.Location**

This group provides information on the server's physical location characteristics.

This group is not applicable for iDRAC.

The following section provides information about the objects in the <System>.Location group.

### **System.Location.DataCenter (Read/Write)**

**Description** Indicates DataCenter name.  
**Legal Values** String of up to 128 ASCII characters  
**Default** 0

### **System.Location.Aisle (Read/Write)**

**Description** Indicates aisle where server is located.  
**Legal Values** String of up to 128 ASCII characters  
**Default** 0

### **System.Location.Rack.Name (Read/Write)**

**Description** Indicates rack where server is located.  
**Legal Values** String of up to 128 ASCII characters  
**Default** 0

## System.Location.Rack.Slot (Read/Write)

|                     |                                             |
|---------------------|---------------------------------------------|
| <b>Description</b>  | Indicates the slot where server is located. |
| <b>Legal Values</b> | 1- 255 (1 Byte)                             |
| <b>Default</b>      | 0                                           |

## System.Location.DeviceSize (Read Only)

|                     |                                |
|---------------------|--------------------------------|
| <b>Description</b>  | Indicates server chassis size. |
| <b>Legal Values</b> | 1- 255                         |
| <b>Default</b>      | 0                              |

## System.Location.Chassis.Name Read or Write

|                     |                                      |
|---------------------|--------------------------------------|
| <b>Description</b>  | Indicates chassis name.              |
| <b>Legal Values</b> | String of up to 127 ASCII characters |
| <b>Default</b>      | 0                                    |

## System.Location.Chassis.Slot Read Only

|                     |                         |
|---------------------|-------------------------|
| <b>Description</b>  | Indicates chassis slot. |
| <b>Legal Values</b> | 1- 255                  |
| <b>Default</b>      | 0                       |

## LifecycleController.LCAttributes

This group provides information on the Lifecycle Controller Configuration.

This group is not applicable for CMC.

The following section provides information about the objects in the LifecycleController.LC Attributes group.

## LifecycleController.LCAttributes.CollectSystemInventoryOnRestart (Read/Write)

|                     |                                                                                    |
|---------------------|------------------------------------------------------------------------------------|
| <b>Description</b>  | Enables or disables Collect System Inventory On Restart.                           |
| <b>Legal Values</b> | <ul style="list-style-type: none"><li>• 0 - Disable</li><li>• 1 - Enable</li></ul> |
| <b>Default</b>      | 1                                                                                  |

## LifecycleController.LCAttributes.LifecycleControllerState (Read/Write)

|                     |                                                                                                                |
|---------------------|----------------------------------------------------------------------------------------------------------------|
| <b>Description</b>  | Configures the lifecycle controller state.                                                                     |
| <b>Legal Values</b> | <ul style="list-style-type: none"><li>• 0 - Disable</li><li>• 1 - Enable</li><li>• 2 - Recovery mode</li></ul> |
| <b>Default</b>      | 2                                                                                                              |

## LifecycleController.LCAttributes.PartFirmwareUpdate (Read/Write)

|                     |                                                                                                                                                        |
|---------------------|--------------------------------------------------------------------------------------------------------------------------------------------------------|
| <b>Description</b>  | Configures the Part Firmware Update.                                                                                                                   |
| <b>Legal Values</b> | <ul style="list-style-type: none"><li>• 0 - Disable</li><li>• 1 - Allow version upgrade only.</li><li>• 2 - Match firmware of replaced part.</li></ul> |
| <b>Default</b>      | 0                                                                                                                                                      |


## LifecycleController.LCAttributes.PartConfigurationUpdate (Read/Write)

|                     |                                                                                                                                       |
|---------------------|---------------------------------------------------------------------------------------------------------------------------------------|
| <b>Description</b>  | Configures the Part Configuration Update.                                                                                             |
| <b>Legal Values</b> | <ul style="list-style-type: none"><li>• 0 - Disable</li><li>• 1 - Apply always.</li><li>• 2 - Apply only if firmware match.</li></ul> |
| <b>Default</b>      | 0                                                                                                                                     |

## System.LCD

This group provides information on the lcd string set by the user.

The following section provides information about the objects in the System.LCD group.

 **NOTE:** The System.LCD get and set command works on iDRAC on Blade Server, even if the LCD is not present on the server.

### System.LCD. LCDUserString (Read/Write)

|                     |                                           |
|---------------------|-------------------------------------------|
| <b>Description</b>  | Indicates the lcd string set by the user. |
| <b>Legal Values</b> | String of up to 62 ASCII characters       |
| <b>Default</b>      | 0                                         |

# iDRAC.IMC

This group provides information on managing the administrative state of the Internal Management Communication (IMC.)

## iDRAC.IMC.AdministrativeState (Read/Write)

|                     |                                                                                                                        |
|---------------------|------------------------------------------------------------------------------------------------------------------------|
| <b>Description</b>  | Manage the administrative state of the IMC.                                                                            |
| <b>Legal Values</b> | String of up to 62 ASCII characters <ul style="list-style-type: none"><li>• 0 - Disable</li><li>• 1 - Enable</li></ul> |
| <b>Default</b>      | 0                                                                                                                      |